

EF LENS

Canon

Delighting You Always



# THE EYES OF EOS

CANON EF LENS GUIDE

  
90 million EOS  
130 million EF

## Canon EF Lens

Ultra-Wide / Wide-Angle Lenses	3
Standard / Medium Telephoto Lenses	7
Telephoto Lenses	9
Super Telephoto Lenses	11
Macro Lenses	15
Ultra-Wide / Wide Zoom / Standard Zoom Lenses	18
Telephoto Zoom Lenses	25
Tilt-Shift Lenses	31
Mirrorless Lenses	33

EF Lens Accessories	37
---------------------	----

EF Lens Technologies	40
----------------------	----

Speedlite	50
-----------	----

EF Lenses Data	51
----------------	----

## Canon EF Lenses

It is no surprise why Canon lenses are the World's preferred choice for photographers. Every creation since 1963 is the result of uncompromised dedication and commitment to innovation. 2018 marks a new start of greater growth. And we have just zoomed in on our biggest milestone yet.

As of October 2017, EF16-35mm f/2.8L III USM became the company's 130 millionth EF-series interchangeable lens produced. This benchmark is more than just quantity. It is proof of consistent quality, and creativity centred on imaging, optics and revolutionising the development of stills, video and network mediums.

Since our conception, we have always been pushing the boundaries of Speed and Comfort, as well as high image quality. Our range of EF lenses spearheaded the photography industry with world-first technologies such as the Ultrasonic Motor (USM), Image Stabilizer (IS) technology and a multilayered diffractive optical (DO) element.

Well ahead of the curve to exceed modern consumer demands, we proudly present over 93 lenses in the rich EF lens lineup – from ultra-wide-angle 8mm focal length lens, to an 800mm focal length super-telephoto lens and an EF Cinema Series lenses for video production.





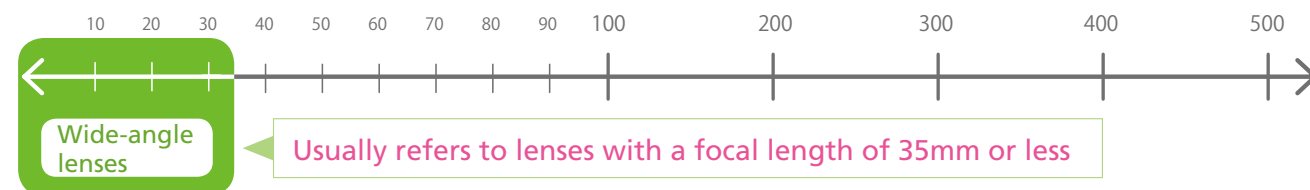


EF35mm  
f/1.4L II USM  
Shutter: 1/250s  
Aperture: f/5.6  
ISO: 100

Wide-angle lenses generally refer to lenses with a 35mm film-equivalent focal length of 35mm or below. The shorter the focal length, the wider the angle-of-view. In fact, a wide-angle lens can capture more of the scene than what the human eye can see.

As wide-angle lenses also emphasise perspectives, nearby objects will appear bigger and faraway objects will appear smaller in the resulting image. This is part of the charm of a wide-angle lens, but at the same time, it may cause unwanted distortion in the image depending on the subject matter. The distortion effect is strong at the edges of the image, so you might want to place subjects in the centre of the frame if you do not want them to appear distorted.

Wide-angle lenses also have a large depth-of-field, which makes it easy to deep focus and create an image where the entire image is in-focus all the way from the foreground to the background. This wide angle also means that it is relatively resistant to camera shake, and therefore well-suited for photographing grand landscapes, narrow rooms, roads and buildings.



For techniques on wide-angle lens uses, read more on <https://goo.gl/VBsb95>.

From creating surreal effects to getting the utmost perspective from a small limited space, these lenses provide images that are all at once expressive as well as highly practical.

EF14mm f/2.8L II USM



The exacting professional's ultra-wide-angle lens. Covers a breathtaking 114° field of view. UD and aspherical elements for paramount image quality. Great low light performance. High-speed CPU.

**Lens construction:** 14 elements in 11 groups  
**Diagonal angle of view:** 114°  
**Closest focusing distance:** 0.2m, 0.15x magnification  
**Maximum diameter x length:** 80 x 94mm  
**Weight:** 645g  
**Filter size:** Rear drop-in gelatin filter holder  
**Focal length on APS-C Size Sensor:** 22mm

Aspherical Lens	Dust/Moisture Resistant	Full-time Manual Focus	Rear Focusing System
Ring-type USM	UD Lens		

EF20mm f/2.8 USM



Ultra-wide-angle lens for serious applications. Weighing just 405g, this EF lens is easy to hold and carry. Provides sharp images at a wide range of subject distances.

**Lens construction:** 11 elements in 9 groups  
**Diagonal angle of view:** 94°  
**Closest focusing distance:** 0.25m, 0.14x magnification  
**Maximum diameter x length:** 77.5 x 70.6mm  
**Weight:** 405g  
**Filter size:** 72mm  
**Focal length on APS-C Size Sensor:** 32mm

Full-time Manual Focus	Rear Focusing System	Ring-type USM
------------------------	----------------------	---------------

EF24mm f/1.4L II USM



Top-range wide-angle lens with bright aperture. 2 molded glass aspheric lenses suppress field curvature and distortion. 2 UD lenses correct lateral chromatic aberration.

**Lens construction:** 13 elements in 10 groups  
**Diagonal angle of view:** 84°  
**Closest focusing distance:** 0.25m, 0.17x magnification  
**Maximum diameter x length:** 83.5 x 86.9mm  
**Weight:** 650g  
**Filter size:** 77mm  
**Focal length on APS-C Size Sensor:** 38mm

Aspherical Lens	Dust/Moisture Resistant	Full-time Manual Focus	Rear Focusing System
Ring-type USM	UD Lens	Subwavelength Structure Coating	

EF-S24mm f/2.8 STM



Slim and lightweight, this is the first pancake-style EF-S lens. Its aspheric lens achieves a high level of image quality from the periphery while its aperture mechanism uses a micro-stepping drive control for a quieter drive.

**Lens construction:** 6 elements in 5 groups  
**Diagonal angle of view:** 59°10'  
**Closest focusing distance:** 0.16m, 0.27x magnification  
**Maximum diameter x length:** 68.2 x 22.8mm  
**Weight:** 125g  
**Filter size:** 52mm  
**Focal length on APS-C Size Sensor:** 38mm

Aspherical Lens	Full-time Manual Focus	Stepping Motor
-----------------	------------------------	----------------

Icons: See "EF Lens Technology section" on page 40.



**EF24mm f/2.8 IS USM**



Diminutive and lightweight lens with built-in USM and optimised autofocus algorithms for quick yet silent focusing, a 7-blade circular aperture diaphragm for beautiful background blur.

**Lens construction:** 11 elements in 9 groups  
**Diagonal angle of view:** 84°  
**Closest focusing distance:** 0.2m, 0.23x magnification  
**Maximum diameter x length:** 68.4 x 55.7mm  
**Weight:** 280g  
**Filter size:** 58mm  
**Focal length on APS-C Size Sensor:** 38mm

Aspherical Lens	Full-time Manual Focus	Image Stabilizer
Rear Focusing System	Ring-type USM	

**EF28mm f/1.8 USM**



The large maximum aperture makes excellent background blur possible even with a fast shutter speed. An aspherical lens element keeps the lens compact and corrects spherical aberrations.

**Lens construction:** 10 elements in 9 groups  
**Diagonal angle of view:** 75°  
**Closest focusing distance:** 0.25m, 0.18x magnification  
**Maximum diameter x length:** 73.6 x 55.6mm  
**Weight:** 310g  
**Filter size:** 58mm  
**Focal length on APS-C Size Sensor:** 45mm

Aspherical Lens	Full-time Manual Focus	Rear Focusing System
Ring-type USM		

**EF28mm f/2.8 IS USM**



Compact and lightweight with built-in USM and optimised autofocus algorithms for quick yet silent focusing. A circular aperture for soft-focus images. IS mode automatically detects if user intends to take a normal or a panning shot and selects the appropriate mode for it.

**Lens construction:** 9 elements in 7 groups  
**Diagonal angle of view:** 75°  
**Closest focusing distance:** 0.23m, 0.2x magnification  
**Maximum diameter x length:** 68.4 x 51.5mm  
**Weight:** 260g  
**Filter size:** 58mm  
**Focal length on APS-C Size Sensor:** 45mm

Aspherical Lens	Full-time Manual Focus	Image Stabilizer
Rear Focusing System	Ring-type USM	

**EF35mm f/1.4L II USM**



Large-diameter fixed focal length lens. Works well with high-resolution cameras, especially for emphasis on details in landscapes. The new BR lens\* corrects chromatic aberrations and works with the two aspherical lenses and a UD lens to maintain sharp peripheral detail.

**Lens construction:** 14 elements in 11 groups  
**Diagonal angle of view:** 63°  
**Closest focusing distance:** 0.28m, 0.21x magnification  
**Maximum diameter x length:** 80.4 x 105.5mm  
**Weight:** 760g  
**Filter size:** 72mm  
**Focal length on APS-C Size Sensor:** 56mm

BR Optics	Ground Aspherical Lens	UD Lens	Dust/Moisture Resistant
Subwavelength Structure Coating	Full-time Manual Focus	Rear Focusing System	
Ring-type USM	Fluorine Coating		

\* Refer to page 44 for more information.

**EF35mm f/2 IS USM**



The optics and mechanical workings are newly designed, featuring improved image quality in the periphery region, with IS to correct camera shake as well as built-in USM for quieter, more accurate AF.

**Lens construction:** 10 elements in 8 groups  
**Diagonal angle of view:** 63°  
**Closest focusing distance:** 0.24m, 0.24x magnification  
**Maximum diameter x length:** 77.9 x 62.6mm  
**Weight:** 335g  
**Filter size:** 67mm  
**Focal length on APS-C Size Sensor:** 56mm

Aspherical Lens	Full-time Manual Focus	Image Stabilizer
Rear Focusing System	Ring-type USM	

Icons: See "EF Lens Technology section" on page 40.

STANDARD / MEDIUM TELEPHOTO LENSES

Capture images which come closest to the perspective of the human eye. This means you can achieve portrait and landscape photography with the most natural angle of view and perspective with these lenses.

EF40mm f/2.8 STM



An ultra-compact and lightweight design, with a diameter of 68.2mm, a thickness of 22.8mm and weighing 130g making it the slimmest and lightest EF lens produced. A fast f/2.8 aperture, 7-blade circular aperture and aspherical lens elements result in high level of image quality from centre to corner of image.

**Lens construction:** 6 elements in 4 groups  
**Diagonal angle of view:** 57°30'  
**Closest focusing distance:** 0.3m, 0.18x magnification  
**Maximum diameter x length:** 68.2 x 22.8mm  
**Weight:** 130g  
**Filter size:** 52mm  
**Focal length on APS-C Size Sensor:** 64mm

Aspherical Lens Full-time Manual Focus Stepping Motor

EF50mm f/1.2L USM



With one of the range's widest apertures, this lens is a top low-light performer. Ideal for controlling depth of field and shooting indoors flash free. Lens coating and construction minimise ghosting effect and flare when used with digital cameras.

**Lens construction:** 8 elements in 6 groups  
**Diagonal angle of view:** 46°  
**Closest focusing distance:** 0.45m, 0.15x magnification  
**Maximum diameter x length:** 85.8 x 65.5mm  
**Weight:** 590g  
**Filter size:** 72mm  
**Focal length on APS-C Size Sensor:** 80mm

Aspherical Lens Dust/Moisture Resistant Full-time Manual Focus Ring-type USM

EF85mm f/1.2L II USM



Maximum aperture of f/1.2, the professional's choice for shooting without flash in low light. High-speed AF and circular aperture create shallow depth-of-field, ideal for portraits and weddings.

**Lens construction:** 8 elements in 7 groups  
**Diagonal angle of view:** 28°30'  
**Closest focusing distance:** 0.95m, 0.11x magnification  
**Maximum diameter x length:** 91.5 x 84mm  
**Weight:** 1,025g  
**Filter size:** 72mm  
**Focal length on APS-C Size Sensor:** 136mm

Ground Aspherical Lens Full-time Manual Focus Ring-type USM

EF85mm f/1.4L IS USM



This mid-telephoto lens is a mainstay in any portrait photographer's arsenal, featuring popular 85mm prime lens lineup features up to 4-stops image stabilisation, a large, bright f/1.4 aperture, high-speed AF and advanced optical technology, all within a compact, lightweight body – perfect for shake-free handheld portraits with high image quality.

**Lens construction:** 14 elements in 10 groups  
**Diagonal angle of view:** 28°30'  
**Closest focusing distance:** 0.85m, 0.12x magnification  
**Maximum diameter x length:** 88.6 x 105.4mm  
**Weight:** 950g  
**Filter size:** 77mm  
**Focal length on APS-C Size Sensor:** 136mm

Aspherical Lens Image Stabilizer Ring-type USM Inner Focusing System Full-time Manual Focus Fluorine Coating Air Sphere Coating

EF50mm f/1.4 USM



Standard lens offering superb quality and portability. 2 high-refraction lens elements and Gaussian optics eliminate astigmatism and suppress astigmatic difference.

**Lens construction:** 7 elements in 6 groups  
**Diagonal angle of view:** 46°  
**Closest focusing distance:** 0.45m, 0.15x magnification  
**Maximum diameter x length:** 73.8 x 50.5mm  
**Weight:** 290g  
**Filter size:** 58mm  
**Focal length on APS-C Size Sensor:** 80mm

Full-time Manual Focus Micro USM

EF50mm f/1.8 STM



Compact, lightweight 50mm prime lens with bright f/1.8 maximum aperture. Super Spectra Coating minimises flare and ghosting. Stepping Motor lets the lens focus smoothly and silently when capturing video. Excellent for everyday shots, sports, wildlife and night shooting.

**Lens construction:** 6 elements in 5 groups  
**Diagonal angle of view:** 46°  
**Closest focusing distance:** 0.35m, 0.21x magnification  
**Maximum diameter x length:** 69.2 x 39.3mm  
**Weight:** 160g  
**Filter size:** 49mm  
**Focal length on APS-C Size Sensor:** 80mm

Stepping Motor Super Spectra Coating Full-time Manual Focus

EF85mm f/1.8 USM



Practical medium telephoto lens with superb delineation and portability. Front lens group does not rotate during focusing so special filter effects are not affected.

**Lens construction:** 9 elements in 7 groups  
**Diagonal angle of view:** 28°30'  
**Closest focusing distance:** 0.85m, 0.13x magnification  
**Maximum diameter x length:** 75 x 71.5mm  
**Weight:** 425g  
**Filter size:** 58mm  
**Focal length on APS-C Size Sensor:** 136mm

Full-time Manual Focus Rear Focusing System Ring-type USM

EF100mm f/2 USM



Large aperture compact lens. USM ensures quick and quiet autofocus. Designed with portraiture in mind, this lens lends a natural soft and blurred effect to the subjects.

**Lens construction:** 8 elements in 6 groups  
**Diagonal angle of view:** 24°  
**Closest focusing distance:** 0.9m, 0.14x magnification  
**Maximum diameter x length:** 75 x 73.5mm  
**Weight:** 460g  
**Filter size:** 58mm  
**Focal length on APS-C Size Sensor:** 160mm

Full-time Manual Focus Rear Focusing System Ring-type USM

Icons: See "EF Lens Technology section" on page 40.



## TELEPHOTO LENSES

Telephoto lenses let you fill the frame with a subject and create a creamy background blur, all with little distortion.

### Characteristics of telephoto lenses:

1. Let you "draw in" and fill the frame with subjects that are actually far away.
2. Shallow depth-of-field; makes it easy to create background blur (background "bokeh").
3. Narrow angle-of-view; makes it easy to keep unwanted background elements out of the frame.
4. Perspective compression effect; makes elements look nearer to each other.



### Techniques to try with your telephoto lens:

1. Make the background appear closer.
2. Blur the background and frame the image to make the main interest stand out.



For in depth techniques on telephoto lens uses, read more on <https://goo.gl/cnfZcA>.

Excellent for candid, action-driven snapshots and sports photography, its shallow depth of field allows for expressive portraits. Furthermore, it emphasises a landscape shot's narrow angle of view.

### EF135mm f/2L USM



Lightest, fastest 135mm telephoto lens in its class. Ideal for indoor sports photography and portraits with background blur. 2 UD glass elements correct secondary spectrum for outstanding sharpness and colour.

**Lens construction:** 10 elements in 8 groups  
**Diagonal angle of view:** 18°  
**Closest focusing distance:** 0.9m, 0.19x magnification  
**Maximum diameter x length:** 82.5 x 112mm  
**Weight:** 750g  
**Filter size:** 72mm  
**Focal length on APS-C Size Sensor:** 216mm

Full-time Manual Focus Rear Focusing System Ring-type USM  
UD Lens

### EF200mm f/2L IS USM



Circular aperture on this bright, fast telephoto lens produces a beautiful blur effect ideal for portraits or indoor sports photography. Superior L-series optical system. Advanced Image Stabilizer and lightweight magnesium-alloy design make it ideal for hand-held shooting.

**Lens construction:** 17 elements in 12 groups  
**Diagonal angle of view:** 12°  
**Closest focusing distance:** 1.9m, 0.12x magnification  
**Maximum diameter x length:** 128 x 208mm  
**Weight:** 2,520g  
**Filter size:** 52mm rear drop-in type  
**Focal length on APS-C Size Sensor:** 320mm

Dust/Moisture Resistant Fluorite Lens Full-time Manual Focus  
Image Stabilizer Inner Focusing System Ring-type USM  
UD Lens

### EF200mm f/2.8L II USM



Superior picture quality and carrying ease. With 2 UD glass elements and rear focusing to correct aberrations, image delineation is extremely sharp. Obtain natural looking background blur. Comes with a dedicated, detachable hood.

**Lens construction:** 9 elements in 7 groups  
**Diagonal angle of view:** 12°  
**Closest focusing distance:** 1.5m, 0.16x magnification  
**Maximum diameter x length:** 83.2 x 136.2mm  
**Weight:** 765g  
**Filter size:** 72mm  
**Focal length on APS-C Size Sensor:** 320mm

Full-time Manual Focus Rear Focusing System Ring-type USM  
UD Lens

### EF300mm f/2.8L IS II USM



Large-aperture high-performance f/2.8 super-telephoto L lens with built-in Image Stabilization. Magnesium alloy body ensures structural strength and lightweight body. Highly resistant to dust and water for use under harsh environmental conditions.

**Lens construction:** 16 elements in 12 groups  
**Diagonal angle of view:** 8°15'  
**Closest focusing distance:** 2.0m, 0.18x magnification  
**Maximum diameter x length:** 128 x 248mm  
**Weight:** 2,350g  
**Filter size:** 52mm rear drop-in type  
**Focal length on APS-C Size Sensor:** 480mm

Dust/Moisture Resistant Fluorite Lens Full-time Manual Focus Image Stabilizer  
Inner Focusing System Ring-type USM Subwavelength Structure Coating  
Fluorine Coating

### EF300mm f/4L IS USM



Compact L-series telephoto lens. Compensates for camera shake with a two-mode Image Stabilizer equaling 2 shutter speed steps. 2 UD lens to completely eliminate secondary spectrum.

**Lens construction:** 15 elements in 11 groups  
**Diagonal angle of view:** 8°15'  
**Closest focusing distance:** 1.5m, 0.24x magnification  
**Maximum diameter x length:** 90 x 221mm  
**Weight:** 1,190g  
**Filter size:** 77mm  
**Focal length on APS-C Size Sensor:** 480mm

Full-time Manual Focus Image Stabilizer Rear Focusing System Ring-type USM  
UD Lens

*Icons: See "EF Lens Technology section" on page 40.*



EF500mm  
f/4L IS II USM  
Shutter: 1/500s  
Aperture: f/8  
ISO: 3200

Close in to any action and highlight its dynamic movement as in sports photography. Or in the case of wildlife or nature photography, be able to shoot subjects like birds which are otherwise unapproachable.

EF400mm f/2.8L IS II USM



Features fluorite optics which significantly minimises chromatic aberrations, and 3 modes Image Stabilization designed specifically for high speed action photography. Sports a power focus mode, ideal for shooting video.

**Lens construction:** 16 elements in 12 groups  
**Diagonal angle of view:** 6°10'  
**Closest focusing distance:** 2.7m, 0.17x magnification  
**Maximum diameter x length:** 163 x 343mm  
**Weight:** 3,850g  
**Filter size:** 52mm rear drop-in type  
**Focal length on APS-C Size Sensor:** 640mm

Dust/Moisture Resistant	Fluorite Lens	Full-time Manual Focus	Image Stabilizer
Inner Focusing System	Ring-type USM	Subwavelength Structure Coating	
Fluorine Coating			

EF400mm f/4 DO IS II USM



The successor to the EF400mm f/4 DO IS USM is a super-telephoto lens with a large-diameter aspheric lens. It also has newly-designed gapless dual-layer diffractive optical elements (DO) that improves diffraction efficiency and reduces ring-shaped diffractive flaring caused by high-intensity light sources.

**Lens construction:** 18 elements in 12 groups  
**Diagonal angle of view:** 6°10'  
**Closest focusing distance:** 3.3m, 0.13x magnification  
**Maximum diameter x length:** 128 x 232.7mm  
**Weight:** 2,100g  
**Filter size:** 52mm rear drop-in type  
**Focal length on APS-C Size Sensor:** 640mm

Dust/Moisture Resistant	DO Lens	Full-time Manual Focus	Image Stabilizer
Inner Focusing System	Ring-type USM	Subwavelength Structure Coating	
UD Lens	Fluorine Coating	Aspherical Lens	

EF400mm f/5.6L USM



High performance, portable and easy to handle. 1 Super UD glass element with characteristics similar to fluorite and 1 UD glass element provide corner-to-corner sharpness. Comes with a built-in hood and a detachable tripod mount.

**Lens construction:** 7 elements in 6 groups  
**Diagonal angle of view:** 6°10'  
**Closest focusing distance:** 3.5m, 0.12x magnification  
**Maximum diameter x length:** 90 x 256.5mm  
**Weight:** 1,250g  
**Filter size:** 77mm  
**Focal length on APS-C Size Sensor:** 640mm

Full-time Manual Focus	Rear Focusing System	Ring-type USM	Super UD Lens
UD Lens			

Icons: See "EF Lens Technology section" on page 40.





EF600mm  
f/4L IS II USM  
Shutter: 1/1600s  
Aperture: f/8  
ISO: 2500

EF500mm f/4L IS II USM



High level of image quality achieved by the new optics which features 2 fluorite lens elements. 3 modes Image Stabilization designed specifically for high speed action photography. With better dust and water resistance, this ultra high-performance lens has excellent durability even in the harshest environment.

**Lens construction:** 16 elements in 12 groups  
**Diagonal angle of view:** 5°  
**Closest focusing distance:** 3.7m, 0.15x magnification  
**Maximum diameter x length:** 146 x 383mm  
**Weight:** 3,190g  
**Filter size:** 52mm rear drop-in type  
**Focal length on APS-C Size Sensor:** 800mm

Dust/Moisture Resistant	Fluorite Lens	Full-time Manual Focus	Image Stabilizer
Inner Focusing System	Ring-type USM	Subwavelength Structure Coating	
Fluorine Coating			

EF600mm f/4L IS II USM



Higher level of image quality has been achieved by the new optics which features 2 fluorite lens elements. 3 modes Image Stabilization designed specifically for high speed action photography. Power Focus mode ensures smooth change in focus during movie recording. Better dust and moisture resistance boost the durability.

**Lens construction:** 16 elements in 12 groups  
**Diagonal angle of view:** 4°10'  
**Closest focusing distance:** 4.5m, 0.15x magnification  
**Maximum diameter x length:** 168 x 448mm  
**Weight:** 3,920g  
**Filter size:** 52mm rear drop-in type  
**Focal length on APS-C Size Sensor:** 960mm

Dust/Moisture Resistant	Fluorite Lens	Full-time Manual Focus	Image Stabilizer
Inner Focusing System	Ring-type USM	Subwavelength Structure Coating	
Fluorine Coating			

EF800mm f/5.6L IS USM



800mm telephoto and Image Stabilizer: an unrivalled combination. Construction of 2 fluorite elements and 1 super UD and 1 UD element minimise colour aberrations and capture sharp, high-contrast images. Durable, lightweight. Get the perfect shot in tough conditions.

**Lens construction:** 18 elements in 14 groups  
**Diagonal angle of view:** 3°5'  
**Closest focusing distance:** 6m, 0.14x magnification  
**Maximum diameter x length:** 163 x 461mm  
**Weight:** 4,500g  
**Filter size:** 52mm rear drop-in type  
**Focal length on APS-C Size Sensor:** 1,280mm

Dust/Moisture Resistant	Fluorite Lens	Full-time Manual Focus	Image Stabilizer
Inner Focusing System	Ring-type USM	Super UD Lens	UD Lens

Icons: See "EF Lens Technology section" on page 40.



### The Power of 2: Double LED Macro Lites for Greater Versatility

Take astounding macro photos with Canon's new Double LED Macro Lites feature. With multiple light-control options available, you can take astounding macro photos with Canon's new Double LED Macro Lites feature. With multiple light-control options available, you have full flexibility to adjust the light strength from dim to bright. For greater creativity, vary the light intensity on the left or right side of your subject.

More importantly, get closer to your subjects without worrying about casting shadows on your subjects, even with short working distances.



Subject with Double LED Macro Lites OFF



Double LED Macro Lites ON with DIM setting



Double LED Macro Lites ON with BRIGHT setting



Double LED Macro Lites with BRIGHT setting on the LEFT



Double LED Macro Lites with BRIGHT setting on the RIGHT



Double LED Macro Lites with DIM setting on the LEFT



Double LED Macro Lites with DIM setting on the RIGHT

Get extremely close-up views with macro lenses. Delivering balanced colour reproduction and sharpness when shooting plant and nature subjects.

#### EF-S35mm f/2.8 Macro IS STM



This compact, great-value macro lens with its double LED Macro Lites that can be individually controlled for light intensity and shadow effects. Also ideal for movie shooting, this lens is driven by an STM motor with high-speed and quiet AF.

**Lens construction:** 10 elements in 6 groups  
**Diagonal angle of view:** 42°35'  
**Closest focusing distance:** 0.13m, 1x magnification  
**Maximum diameter x length:** 69.2 x 55.8mm  
**Weight:** 190g  
**Filter size:** 49mm  
**Focal length on APS-C Size Sensor:** 56mm

Aspherical Lens Image Stabilizer Hybrid IS Stepping Motor  
 Rear Focusing System Full-time Manual Focus

#### EF-S60mm f/2.8 Macro USM



Compact and fast focusing. Produces breathtaking close-ups. Minimum focusing distance of 20cm.

**Lens construction:** 12 elements in 8 groups  
**Diagonal angle of view:** 24°30'  
**Closest focusing distance:** 0.2m, 1x magnification  
**Maximum diameter x length:** 73 x 69.8mm  
**Weight:** 335g  
**Filter size:** 52mm  
**Focal length on APS-C Size Sensor:** 96mm

Full-time Manual Focus Inner Focusing System Ring-type USM

#### EF100mm f/2.8L Macro IS USM



Featuring Canon's Hybrid Image Stabilizer, this 100mm Macro lens delivers more advanced motion compensation, especially in macro photography where the camera is likely to shake and shift at the same time. Delivers noticeably sharper, crisper images.

**Lens construction:** 15 elements in 12 groups  
**Diagonal angle of view:** 24°  
**Closest focusing distance:** 0.3m, 1x magnification  
**Maximum diameter x length:** 77.7 x 123mm  
**Weight:** 625g  
**Filter size:** 67mm  
**Focal length on APS-C Size Sensor:** 160mm

Full-time Manual Focus Inner Focusing System Ring-type USM UD Lens

#### EF100mm f/2.8 Macro USM



Medium telephoto lens with 1x magnification macro feature. 8 aperture blades allow good background blur even when aperture is decreased 1 to 2-stops.

**Lens construction:** 12 elements in 8 groups  
**Diagonal angle of view:** 24°  
**Closest focusing distance:** 0.31m, 1x magnification  
**Maximum diameter x length:** 78.6 x 118.6mm  
**Weight:** 580g  
**Filter size:** 58mm  
**Focal length on APS-C Size Sensor:** 160mm

Full-time Manual Focus Inner Focusing System Ring-type USM

MACRO LENSES



EF-S35mm  
f/2.8 Macro IS STM  
Shutter: 0.5s  
Aperture: f/11  
ISO: 400

EF180mm f/3.5L Macro USM



Telephoto macro lens with a maximum 1x magnification. Captures life-size close-ups from a further distance. Internal floating system minimises aberration fluctuations caused by focusing distance changes. Razor-sharp delineation from 1x to infinity.

**Lens construction:** 14 elements in 12 groups  
**Diagonal angle of view:** 13°40'  
**Closest focusing distance:** 0.48m, 1x magnification  
**Maximum diameter x length:** 82.5 x 186.6mm  
**Weight:** 1,090g  
**Filter size:** 72mm  
**Focal length on APS-C Size Sensor:** 288mm

Dust/Moisture Resistant	Full-time Manual Focus	Inner Focusing System	Ring-type USM
UD Lens			

MP-E65mm f/2.8 1-5x Macro Photo



Superior optics and UD glass elements suppress chromatic aberrations. Macro Ring Lite MR-14EX and Macro Twin Lite MT-24EX can be attached for flash photography. Removable tripod mount for solid support.

**Lens construction:** 10 elements in 8 groups  
**Diagonal angle of view:** 18°40' at 1x magnification  
**Closest focusing distance:** 0.24m, 5x magnification  
**Maximum diameter x length:** 81 x 98mm  
**Weight:** 710g  
**Filter size:** 58mm  
**Focal length on APS-C Size Sensor:** 104mm

UD Lens
---------

Icons: See "EF Lens Technology section" on page 40.

ULTRA-WIDE / WIDE ZOOM / STANDARD ZOOM LENSES

Count on zoom lenses for utmost versatility. Capture unique 180° angles with ultra-wide fisheye. Get landscape shots with dynamic wide-angle perspectives. Or shoot portraits with standard zoom lenses.

EF8-15mm f/4L Fisheye USM



This groundbreaking zoom lens offers an astonishing 180-degree view of the world. Popular with travel, landscape, commercial, advertising and sports photography, it fulfills the creative possibility of shooting circular or breathtaking fisheye images. For the broadest view in picture, this captures a new horizon in zoom lenses.

**Lens construction:**  
14 elements in 11 groups  
**Diagonal angle of view:** 180° – 175°30'  
**Closest focusing distance:**  
0.15m, 0.34x magnification  
**Maximum diameter x length:**  
78.5 x 83mm  
**Weight:** 540g  
**Filter size:** Rear drop-in gelatin filter holder  
**Focal length on APS-C Size Sensor:**  
13mm – 24mm

Aspherical Lens	Dust/Moisture Resistant	Full-time Manual Focus
Inner Focusing System	Ring-type USM	UD Lens
Subwavelength Structure Coating	Fluorine Coating	

EF-S10-18mm f/4.5-5.6 IS STM



Combining optical excellence with cutting-edge performance, this lens provides an ultra-wide angle of view in a compact, portable package. It also delivers reliable, speedy and quiet wide-angle performance, making it an ideal lens for everyday and travel photography, along with video recording.

**Lens construction:**  
14 elements in 11 groups  
**Diagonal angle of view:** 107°30' – 74°20'  
**Closest focusing distance:**  
0.22m, 0.15x magnification  
**Maximum diameter x length:**  
74.6 x 72mm  
**Weight:** 240g  
**Filter size:** 67mm  
**Focal length on APS-C Size Sensor:**  
16mm – 29mm

Aspherical Lens	Full-time Manual Focus	Stepping Motor
Image Stabilizer	UD Lens	Inner Focusing System

EF-S10-22mm f/3.5-4.5 USM



Ultra wide-angle zoom lens with dynamic expressive capability for all EF-S mount EOS cameras. Exceptionally small and lightweight. With effective focal length range of approximately 16 - 35mm in APS-C format, you will discover new areas of dramatic expression.

**Lens construction:**  
13 elements in 10 groups  
**Diagonal angle of view:** 107°30' – 63°30'  
**Closest focusing distance:**  
0.24m, 0.17x magnification  
**Maximum diameter x length:**  
83.5 x 89.8mm  
**Weight:** 385g  
**Filter size:** 77mm  
**Focal length on APS-C Size Sensor:**  
16mm – 35mm

Aspherical Lens	Full-time Manual Focus	Inner Focusing System
Ring-type USM	Super UD Lens	



EF16-35mm  
f/2.8L III USM  
Shutter: 1/500s  
Aperture: f/8  
ISO: 200





EF-S18-55mm  
f/4-5.6 IS STM  
Shutter: 1/250s  
Aperture: f/11  
ISO: 400

#### EF11-24mm f/4L USM



Ultra-wide zoom lens with the widest angle in the world\* delivers new photographic expressiveness, capturing high image quality across the entire image, at all ranges. Its Subwavelength Structure Coating and Air Sphere Coating effectively minimise ghosting and flare. Also layered with Fluorine Coating, dust and dirt on the lens surface can be quickly and easily removed.

##### Lens construction:

16 elements in 11 groups

**Diagonal angle of view:** 126°05' – 84°00'

**Closest focusing distance:** 0.28m, 0.16x magnification

**Maximum diameter x length:**

108 x 132mm

**Weight:** 1,180g

**Filter size:** Rear Insert-type

**Focal length on APS-C Size Sensor:**

18mm – 38mm

Aspherical Lens	Dust/Moisture Resistant	Ground Aspherical Lens
UD Lens	Super UD Lens	Ring-Type USM
Subwavelength Structure Coating	Air Sphere Coating	
Fluorine Coating	Rear Focusing System	Super Spectra Coating

\*Except for fisheye lenses.

#### EF-S15-85mm f/3.5-5.6 IS USM



All-round performer for advanced amateurs. Features 5.7x zoom range, UD lenses and high-grade finishing. Image Stabilizer offers up to 4-stops advantage in shutter speed. Circular aperture delivers beautiful, soft-toned images.

##### Lens construction:

17 elements in 12 groups

**Diagonal angle of view:** 84°30' – 18°25'

**Closest focusing distance:** 0.35m, 0.21x magnification

**Maximum diameter x length:**

81.6 x 87.5mm

**Weight:** 575g

**Filter size:** 72mm

**Focal length on APS-C Size Sensor:**

24mm – 136mm

Aspherical Lens	Full-time Manual Focus	Image Stabilizer
Inner Focusing System	Ring-type USM	UD Lens

#### EF16-35mm f/2.8L III USM



Well suited for wide-angle shots, this large-diameter zoom lens is designed with two double-surface aspheric GMo lenses to deliver bright, quality images from the centre right to the edge of the frame. Distortion and chromatic aberration is reduced, with flaring and ghosting suppressed by Subwavelength Structure Coating (SWC) & Air Sphere Coating (ASC).

##### Lens construction:

16 elements in 11 groups

**Diagonal angle of view:** 108°10' – 63°00'

**Closest focusing distance:** 0.28m, 0.25x magnification

**Maximum diameter x length:**

88.5 x 127.5mm

**Weight:** 790g

**Filter size:** 82mm

**Focal length on APS-C Size Sensor:**

26mm – 56mm

Aspherical Lens	Dust/Moisture Resistant	Ground Aspherical Lens
Full-time Manual Focus	Inner Focusing System	Ring-type USM
UD Lens		

#### EF16-35mm f/4L IS USM



The first IS-equipped wide angle zoom in EF full-size format achieves high image quality from the centre to the peripheral areas. Its 4-stop Image Stabilizer ensures clear, sharp and expansive images, making it great for travel and general use.

##### Lens construction:

16 elements in 12 groups

**Diagonal angle of view:** 108°10' – 63°

**Closest focusing distance:** 0.28m, 0.23x magnification

**Maximum diameter x length:** 82.6 x 112.8mm

**Weight:** 615g

**Filter size:** 77mm

**Focal length on APS-C Size Sensor:** 26mm – 56mm

Aspherical Lens	Dust/Moisture Resistant	Full-time Manual Focus	Image Stabilizer
Fluorine Coating	Inner Focusing System	Ring-type USM	UD Lens

#### EF17-40mm f/4L USM



Lightweight ultra wide-angle zoom lens. 3 aspherical lens elements and a Super UD glass element assure superior optical performance.

##### Lens construction:

12 elements in 9 groups

**Diagonal angle of view:** 104° – 57°30'

**Closest focusing distance:** 0.28m, 0.24x magnification

**Maximum diameter x length:** 83.5 x 96.8mm

**Weight:** 475g


**Filter size:** 77mm

**Focal length on APS-C Size Sensor:** 27mm – 64mm

Aspherical Lens	Dust/Moisture Resistant	Full-time Manual Focus	Inner Focusing System
Ring-type USM	Super UD Lens		

*Icons: See "EF Lens Technology" section" on page 40.*





EF-S18-55mm  
f/4-5.6 IS STM  
Shutter: 1/1600s  
Aperture: f/8  
ISO: 400

#### EF-S17-55mm f/2.8 IS USM



Versatile wide-angle lens. Large f/2.8 aperture throughout the zoom range and a 3-stop Image Stabilizer offer outstanding performance and framing flexibility under low light.

**Lens construction:** 19 elements in 12 groups  
**Diagonal angle of view:** 78°30' – 27°50'  
**Closest focusing distance:** 0.35m, 0.17x magnification  
**Maximum diameter x length:** 83.5 x 110.6mm  
**Weight:** 645g  
**Filter size:** 77mm  
**Focal length on APS-C Size Sensor:** 27mm – 88mm

Aspherical Lens	Full-time Manual Focus	Image Stabilizer	Inner Focusing System
Ring-type USM	UD Lens		

#### EF-S18-55mm f/3.5-5.6 IS II



Superb standard IS zoom lens provides camera shake compensation up to 4 full shutter speed stops to enable great photo quality even in dim settings. Its circular aperture diaphragm also allows for beautiful background blur.

**Lens construction:** 11 elements in 9 groups  
**Diagonal angle of view:** 74°20' – 27°50'  
**Closest focusing distance:** 0.25m, 0.34x magnification  
**Maximum diameter x length:** 68.5 x 70mm  
**Weight:** 200g  
**Filter size:** 58mm  
**Focal length on APS-C Size Sensor:** 29mm – 88mm

Aspherical Lens	Image Stabilizer
-----------------	------------------

#### EF-S18-55mm f/3.5-5.6 IS STM



Ideal for movie recording, its stepping motor mechanism offers smooth, speedy and quiet focusing. Dynamic IS system also has an expanded correction range, with image stabilisation equivalent to 3.5 to 4-stops of light.

**Lens construction:** 13 elements in 11 groups  
**Diagonal angle of view:** 74°20' – 27°50'  
**Closest focusing distance:** 0.25m, 0.36x magnification  
**Maximum diameter x length:** 69 x 75.2mm  
**Weight:** 205g  
**Filter size:** 58mm  
**Focal length on APS-C Size Sensor:** 29mm – 88mm  
**CIPA Standards IS Performance:** 3.5

Aspherical Lens	Full-time Manual Focus	Stepping Motor	Image Stabilizer
-----------------	------------------------	----------------	------------------

#### EF-S18-55mm f/4-5.6 IS STM



Lightweight and compact, this zoom lens goes perfect with APS-C sensors. Focal length ranges from 29 - 88mm (35mm film equivalent), covering the semi-wide-angle and mid-telephoto angles of view common in travel and portrait photography. It is also equipped with the Stepping Motor technology for quieter AF, as well as 4-stop Image Stabilizer for even better camera-shake correction.

**Lens construction:** 12 elements in 10 groups  
**Diagonal angle of view:** 74°20' – 27°50'  
**Closest focusing distance:** 0.25m, 0.25x magnification  
**Maximum diameter x length:** 66.5 x 61.8mm  
**Weight:** 215g  
**Filter size:** 58mm  
**Focal length on APS-C Size Sensor:** 29mm – 88mm

Aspherical Lens	Image Stabilizer	Stepping Motor	Rear Focusing System
Full-time Manual Focus			

Icons: See "EF Lens Technology section" on page 40.



### EF24-70mm f/2.8L II USM



A high-performance large-aperture L standard zoom lens with a wide focal-length range. Magnification-type chromatic aberration at wider angles is corrected thus achieving superior image quality. Fast yet silent autofocus, includes a full-time mechanical manual focus and a zoom lock.

**Lens construction:** 18 elements in 13 groups  
**Diagonal angle of view:** 84° – 34°  
**Closest focusing distance:** 0.38m, 0.21x magnification  
**Maximum diameter x length:** 88.5 x 113mm  
**Weight:** 805g  
**Filter size:** 82mm  
**Focal length on APS-C Size Sensor:** 38mm – 112mm

Aspherical Lens	Dust/Moisture Resistant	Ground Aspherical Lens	Full-time Manual Focus
Inner Focusing System	Ring-type USM	UD Lens	Super UD Lens
Fluorine Coating			

### EF24-70mm f/4L IS USM



2 aspherical lens elements and 2 UD lens elements allow it to achieve high resolution throughout the zoom range. Setting the zoom ring to macro at the telephoto end allows for macro shooting up to a magnification of 0.7x. Equipped with a hybrid IS function to provide effective image stabilisation during macro shooting.

**Lens construction:** 15 elements in 12 groups  
**Diagonal angle of view:** 84° – 34°  
**Closest focusing distance:** 0.38m, 0.7x magnification (macro)  
**Maximum diameter x length:** 83.4 x 93mm  
**Weight:** 600g  
**Filter size:** 77mm  
**Focal length on APS-C Size Sensor:** 38mm – 112mm

Aspherical Lens	Dust/Moisture Resistant	Full-time Manual Focus	Inner Focusing System
Ring-type USM	Super UD Lens	UD Lens	Fluorine Coating
Hybrid IS			

### EF24-105mm f/3.5-5.6 IS STM



This lens design incorporates a lead screw-type stepping motor that provides quick, smooth, and near silent autofocus performance. This focusing mechanism pairs well with EOS cameras that feature the Movie Servo AF mode for continuous focusing performance when working in live view.

**Lens construction:** 17 elements in 13 groups  
**Diagonal angle of view:** 84° – 23°20'  
**Closest focusing distance:** 0.40m, 0.3x magnification  
**Maximum diameter x length:** 83.4 x 104mm  
**Weight:** 525g  
**Filter size:** 77mm  
**Focal length on APS-C Size Sensor:** 38mm – 168mm

Aspherical Lens	Full-time Manual Focus	Image Stabilizer	Inner Focusing System
UD Lens			

### EF24-105mm f/4L IS II USM




The EF24-105mm f/4L IS II USM is a versatile standard zoom lens, covering from wide-angle to mid-telephoto shots. Brightness is improved with GMo aspherical lenses; image stabilisation is enhanced from up to 4-stops (CIPA standards) for sharper handheld shots. Its dust and drip-proof structure also enables shooting in harsh conditions, ideal for professionals and skilled amateurs on the move.

**Lens construction:** 17 elements in 12 groups  
**Diagonal angle of view:** 84° – 23°20'  
**Closest focusing distance:** 0.45m, 0.24x magnification  
**Maximum diameter x length:** 83.5 x 118mm  
**Weight:** 795g  
**Filter size:** 77mm  
**Focal length on APS-C Size Sensor:** 38mm – 168mm

Aspherical Lens	Image Stabilizer	Ring-type USM	Inner Focusing System
Full-time Manual Focus	Fluorine Coating	Air Sphere Coating	

Icons: See "EF Lens Technology section" on page 40.



EF24-105mm  
 f/3.5-5.6 IS STM  
 Shutter: 1/30s  
 Aperture: f/11  
 ISO: 400



TELEPHOTO ZOOM LENSES

Ideal for capturing dramatic landscapes, shooting sports photography or simply taking long range shots, telephoto zoom lenses deliver the action from afar, expressively and beautifully.

EF-S18-135mm f/3.5-5.6 IS



Excellent zoom performance, image quality and value in a single lens. 7.5x zoom range covers a great range of subjects and situations. Built-in Image Stabilizer provides up to 4-stop advantage in shutter speed.

**Lens construction:** 16 elements in 12 groups  
**Diagonal angle of view:** 74°20' – 11°30'  
**Closest focusing distance:** 0.45m, 0.21x magnification  
**Maximum diameter x length:** 75.4 x 101mm  
**Weight:** 455g  
**Filter size:** 67mm  
**Focal length on APS-C Size Sensor:** 29mm – 216mm

Aspherical Lens	Image Stabilizer	Inner Focusing System	UD Lens
-----------------	------------------	-----------------------	---------

EF-S18-135mm f/3.5-5.6 IS STM



Quiet, smooth Movie Servo AF is achieved through a newly developed stepping motor mechanism. Dynamic IS system has an expanded correction range to ensure steady movie recording when walking.

**Lens construction:** 16 elements in 12 groups  
**Diagonal angle of view:** 74°20' – 11°30'  
**Closest focusing distance:** 0.39m, 0.28x magnification  
**Maximum diameter x length:** 76.6 x 96mm  
**Weight:** 480g  
**Filter size:** 67mm  
**Focal length on APS-C Size Sensor:** 29mm – 216mm

Aspherical Lens	Full-time Manual Focus	Stepping Motor	Dynamic IS
Image Stabilizer	Inner Focusing System	UD Lens	

EF-S18-135mm f/3.5-5.6 IS USM



Compatible with Canon EOS series, this new kit lens is geared towards more immersive user experiences for photographers and enthusiasts alike. Features well-rounded zoom range flexibility, and the first of its kind Nano Ultrasonic Motor (USM) to deliver fast, quiet and smooth AF for both stills and movies.

**Lens construction:** 16 elements in 12 groups  
**Diagonal angle of view:** 74°20' – 11°30'  
**Closest focusing distance:** 0.39m, 0.28x magnification  
**Maximum diameter x length:** 77.4 x 96mm  
**Weight:** 515g  
**Filter size:** 67mm  
**Focal length on APS-C Size Sensor:** 29mm – 216mm

Aspherical Lens	Dynamic IS	Image Stabilizer	Inner Focusing System
Full-time Manual Focus	UD Lens	Nano USM	

EF-S18-200mm f/3.5-5.6 IS



Highly versatile 11x zoom lens with Image Stabilizer. Compared to most high zoom ratio lenses, it produces superior-quality photos with superb sharpness over the entire image area.

**Lens construction:** 16 elements in 12 groups  
**Diagonal angle of view:** 74°20' – 7°50'  
**Closest focusing distance:** 0.45m, 0.24x magnification  
**Maximum diameter x length:** 78.6 x 102mm  
**Weight:** 595g  
**Filter size:** 72mm  
**Focal length on APS-C Size Sensor:** 29mm – 320mm

Aspherical Lens	Image Stabilizer	Inner Focusing System	UD Lens
-----------------	------------------	-----------------------	---------



EF70-300mm  
f/4-5.6 IS II USM  
Shutter: 1/250s  
Aperture: f/8  
ISO: 800

Icons: See "EF Lens Technology section" on page 40.



EF-S55-250mm f/4-5.6 IS STM



Compact and lightweight telephoto zoom lens. Quiet, smooth Movie Servo AF achieved by stepping motor system.

**Lens construction:**  
15 elements in 12 groups  
**Diagonal angle of view:** 27°50' – 6°15'  
**Closest focusing distance:**  
0.85m, 0.29x magnification  
**Maximum diameter x length:**  
70 x 111.2mm  
**Weight:** 375g  
**Filter size:** 58mm  
**Focal length on APS-C Size Sensor:**  
88mm – 400mm  
**CIPA Standards IS Performance:** 3.5

Full-time Manual Focus	Image Stabilizer	Inner Focusing System
Stepping Motor	UD Lens	

EF28-300mm f/3.5-5.6L IS USM



Ultra-high 11x zoom range covers wide-angle to super-telephoto. For professionals looking to limit lens changes and kit weight. With Image Stabilization and quiet, high-speed autofocus, this high-spec lens delivers what others can only imagine.

**Lens construction:**  
23 elements in 16 groups  
**Diagonal angle of view:**  
75° – 8°15'  
**Closest focusing distance:**  
0.7m, 0.3x magnification  
**Maximum diameter x length:**  
92 x 184mm  
**Weight:** 1,670g  
**Filter size:** 77mm  
**Focal length on APS-C Size Sensor:**  
45mm – 480mm

Aspherical Lens	Dust/Moisture Resistant	Full-time Manual Focus
Image Stabilizer	Inner Focusing System	Ring-type USM
UD Lens		

EF70-200mm f/2.8L USM



A favourite among professionals, this telephoto zoom lens is comparable to a single focal length lens. 4 UD glass elements correct chromatic aberrations. Constant f/2.8 max. aperture. Superb image quality. Extender EF 1.4x III and 2x III compatible.

**Lens construction:**  
18 elements in 15 groups  
**Diagonal angle of view:**  
34° – 12°  
**Closest focusing distance:**  
1.5m, 0.16x magnification  
**Maximum diameter x length:**  
84.6 x 193.6mm  
**Weight:** 1,310g  
**Filter size:** 77mm  
**Focal length on APS-C Size Sensor:**  
112mm – 320mm

Full-time Manual Focus	Inner Focusing System	Ring-type USM
UD Lens		

EF70-200mm f/2.8L IS II USM



An upgrade of a legendary Canon lens. 1 fluorite and 5 UD elements for increased optical quality and reduced chromatic aberration. Built for rigorous professional use. Small minimum focusing distance lets photographers in tight spaces get closer to a subject.

**Lens construction:** 23 elements in 19 groups  
**Diagonal angle of view:** 34° – 12°  
**Closest focusing distance:** 1.2m, 0.21x magnification  
**Maximum diameter x length:** 88.8 x 199mm  
**Weight:** 1,490g  
**Filter size:** 77mm  
**Focal length on APS-C Size Sensor:** 112mm – 320mm

Dust/Moisture Resistant	Fluorite Lens	Full-time Manual Focus	Image Stabilizer
Inner Focusing System	Ring-type USM	UD Lens	

EF70-200mm f/2.8L IS III USM



An improved version of Canon's popular f/2.8 fixed aperture telephoto zoom lens, well-known for its beautiful bokeh and low-light performance. ASC (Air Sphere Coating) in the lens optics greatly reduces the flare and ghosting common in shots with backlighting and intense direct light sources. Dust-proof and drip-proof, with fluorine coating on the first and last lens surfaces for easier maintenance.

**Lens construction:** 23 elements in 19 groups  
**Diagonal angle of view:** 34° – 12°  
**Closest focusing distance:** 1.2m, 0.21x magnification  
**Maximum diameter x length:** 88.8 x 199mm  
**Weight:** 1,480g  
**Filter size:** 77mm  
**Focal length on APS-C Size Sensor:** 112mm – 320mm

Dust/Moisture Resistant	Fluorite Lens	Full-time Manual Focus	Image Stabilizer
Inner Focusing System	Ring-type USM	UD Lens	

Icons: See "EF Lens Technology section" on page 40.



EF100-400mm  
f/4.5-5.6L IS II USM  
Shutter: 1/800s  
Aperture: f/11  
ISO: 800

## EF70-200mm f/4L USM



High-performance lightweight telephoto zoom lens with maximum f/4 aperture. Internal focusing and ring-type USM allow quick, quiet autofocus. Circular polarising filter can be used easily because front lens element does not rotate during focusing.

**Lens construction:** 16 elements in 13 groups  
**Diagonal angle of view:** 34° – 12°  
**Closest focusing distance:** 1.2m, 0.21x magnification  
**Maximum diameter x length:** 76 x 172mm  
**Weight:** 705g  
**Filter size:** 67mm  
**Focal length on APS-C Size Sensor:** 112mm – 320mm

Fluorite Lens	Full-time Manual Focus	Inner Focusing System	Ring-type USM
UD Lens			

## EF70-200mm f/4L IS II USM



An improved version of Canon's f/4 L-series fixed aperture telephoto zoom lens, popular for its light weight and compact body. It features optics optimised for higher image quality, a shorter minimum focusing distance (1m), and improved image stabilisation (up to approximately 5 stops). Dust-proof and drip-proof, with fluorine coating on the first and last lens surfaces for easier maintenance.

**Lens construction:** 20 elements in 15 groups  
**Diagonal angle of view:** 34° – 12°  
**Closest focusing distance:** 1.0m, 0.27x magnification  
**Maximum diameter x length:** 80 x 176mm  
**Weight:** 780g  
**Filter size:** 72mm  
**Focal length on APS-C Size Sensor:** 112mm – 320mm

Dust/Moisture Resistant	Fluorite Lens	Full-time Manual Focus	Image Stabilizer
Inner Focusing System	Ring-type USM	UD Lens	

## EF75-300mm f/4-5.6 III



Light, compact 4x telephoto zoom lens ideal for shooting sports, portraits and wild-life. Telephoto effect can "compress" images or give excellent background blur. The smallest and lightest in its class.

**Lens construction:** 13 elements in 9 groups  
**Diagonal angle of view:** 32°11' – 8°15'  
**Closest focusing distance:** 1.5m, 0.25x magnification  
**Maximum diameter x length:** 71 x 122mm  
**Weight:** 480g  
**Filter size:** 58mm  
**Focal length on APS-C Size Sensor:** 120mm – 480mm

Micro USM\*

\*EF75-300mm f/4-5.6 III USM only.

## EF100-400mm f/4.5-5.6L IS II USM



Created for Pros and advanced amateur users who demand a wide zoom range and mobility. Features Canon's newly developed Air Sphere Coating (ASC) which helps to significantly reduce backlit flaring and ghosting.

**Lens construction:** 21 elements in 16 groups  
**Diagonal angle of view:** 24° – 6°10'  
**Closest focusing distance:** 0.98m, 0.31x magnification  
**Maximum diameter x length:** 94 x 193mm  
**Weight:** 1,570g  
**Filter size:** 77mm  
**Focal length on APS-C Size Sensor:** 160mm – 640mm

Dust/Moisture Resistant	Fluorite Lens	Full-time Manual Focus	Image Stabilizer
Super UD Lens	Fluorine Coating	Ring-type USM	Air Sphere Coating
Rear Focusing System			

## EF70-300mm f/4-5.6 IS II USM



Developed from its popular predecessor, this telephoto lens incorporates the Nano USM technology for impressive precision, speed and silent AF. Reduced minimal focal distance to 1.2m enables easier adaptation to different settings. Overall photo quality is effortlessly enhanced, with an improved 4-stop IS performance as well as a Lens Information Display that lets you toggle between displays effortlessly.

**Lens construction:** 17 elements in 12 groups  
**Diagonal angle of view:** 34° – 8°15'  
**Closest focusing distance:** 1.2m, 0.25x magnification  
**Maximum diameter x length:** 80 x 145.5mm  
**Weight:** 710g  
**Filter size:** 67mm  
**Focal length on APS-C Size Sensor:** 112mm – 480mm

UD Lens	Image Stabilizer	Nano USM	Rear Focusing System
Full-time Manual Focus			

## EF70-300mm f/4-5.6L IS USM



Versatile telephoto zoom lens with ring-type USM technology for precise, swift, and silent AF. Reduced minimal focal distance (1.2m) empowers easy adaptability to challenging environments. IS performance equivalent to approximately 4 shutter speed stops ensures sharpness at longer focal lengths. Lens Information Display with a mode switch button to toggle between displays, keeps users better-informed to take better quality images.

**Lens construction:** 19 elements in 14 groups  
**Diagonal angle of view:** 34° – 8°15'  
**Closest focusing distance:** 1.20m, 0.21x magnification  
**Maximum diameter x length:** 89 x 143mm  
**Weight:** 710g  
**Filter size:** 67mm  
**Focal length on APS-C Size Sensor:** TBA

Dust/Moisture Resistant	Full-time Manual Focus	Image Stabilizer	Rear Focusing System
Ring-type USM	UD Lens	Fluorine Coating	

## EF200-400mm f/4L IS USM Extender 1.4x



Super telephoto zoom lens. Extends zoom range to 280mm - 560mm (f/5.6). For wide variety of shooting conditions, perfect in situations where lens change is difficult. 1 fluorite and 4 UD lens elements offer excellent correction of aberration. 3-mode IS ensures clear and sharp images even when recomposing shots, panning or shooting subjects that move regularly.

**Lens construction:** 33 elements in 24 groups (with Extender 1.4x)  
**Diagonal angle of view:** 12° – 6°10', 8°50' – 4°25'  
**Closest focusing distance:** 2m, 0.15x, 0.21x magnification (with Extender 1.4x)  
**Maximum diameter x length:** 128 x 366mm  
**Weight:** 3,620g  
**Filter size:** 52mm (drop-in)  
**Focal length on APS-C Sensor:** 320mm – 640mm; 448mm – 896mm (with Extender 1.4x)  
**CIPA Standards IS Performance:** 4.0

Dust/Moisture Resistant	Fluorite Lens	Full-time Manual Focus	Image Stabilizer
Rear Focusing System	Ring-type USM	Subwavelength Structure Coating	
UD Lens	Fluorine Coating		

*Icons: See "EF Lens Technology section" on page 40.*





**TS-E90mm  
f/2.8L Macro**  
Shutter: 1/8s  
Aperture: f/5.6  
ISO: 100

A must-have for architectural photographers, the tilt-shift capability of these lenses helps keep vertical lines straight – keeping walls, for example, perpendicular to the base of a building, for distortion-free shots.

**TS-E17mm f/4L**

Canon's widest-angle tilt-shift lens, offering a diagonal angle of view of 104° on a full-frame camera. UD glass minimises chromatic aberrations while a specially coated aspherical element enhances glare-free image quality. Tilt range  $\pm 6.5^\circ$ , shift range  $\pm 12\text{mm}$ . TS revolving system rotation angle:  $\pm 90^\circ$ .

**Lens construction:**

18 elements in 12 groups

**Diagonal angle of view:** 104°

**Closest focusing distance:**

0.25m, 0.14x magnification

**Maximum diameter x length:**

88.9 x 106.7mm

**Weight:** 820g

**Filter size:** Filter cannot be used with

TS-E17mm f/4L

**Focal length on APS-C Size Sensor:** 27mm

Aspherical Lens	Subwavelength Structure Coating
UD Lens	Inner Focusing System

**TS-E24mm f/3.5L II**

Canon's most popular tilt-shift focal length now features enhanced functionality and image quality. With UD glass to minimise chromatic aberrations and a specially coated aspherical element, this tilt-shift lens features an angle of view of 84° on a full-frame camera. A tilt lock securely holds tilt angle in desired position. Tilt range  $\pm 8.5^\circ$ , shift range  $\pm 12\text{mm}$ . TS revolving system rotation angle:  $\pm 90^\circ$ .

**Lens construction:**

16 elements in 11 groups

**Diagonal angle of view:** 84°

**Closest focusing distance:**

0.21m, 0.34x magnification

**Maximum diameter x length:**

88.5 x 106.9mm

**Weight:** 780g

**Filter size:** 82mm

**Focal length on APS-C Size Sensor:**

38mm

Aspherical Lens	Subwavelength Structure Coating
UD Lens	Inner Focusing System

**TS-E50mm f/2.8L Macro**

Known for macro photography capabilities, this lens features overall improved operability with large tilt and shift knobs and a locking mechanism for sturdy support during professional shoots. Distortion aberration is significantly reduced as this lens is produced with glass moulded aspherical lens elements, as well as UD lens elements that deliver high image quality and contrast. Its 9-blade circular aperture enables beautiful bokeh effects, perfect for landscape, architecture and product photography.

**Lens construction:**

12 elements in 9 groups

**Diagonal angle of view:** 46°

**Closest focusing distance:**

0.273m, 0.5x magnification

**Maximum diameter x length:**

86.9 x 114.9mm

**Weight:** 945g

**Filter size:** 77mm

**Focal length on APS-C Size Sensor:**

80mm

UD Lens	Subwavelength Structure Coating
Air Sphere Coating	

**TS-E90mm f/2.8L Macro**

This 90mm medium telephoto tilt-shift lens produces shots at high resolution and contrast from a comfortable working distance with minimum distortion and aberration. Versatile for multiple settings, its macro feature comes with magnification of up to 0.5x, making it ideal for studio product photography. Users can also expect beautiful bokeh effects with reduced ghosting and flaring.

**Lens construction:** 11 elements in 9 groups

**Diagonal angle of view:** 27°

**Closest focusing distance:** 0.39m, 0.5x magnification

**Maximum diameter x length:** 86.9 x 116.5mm

**Weight:** 915g

**Filter size:** 77mm

**Focal length on APS-C Size Sensor:** 144mm

UD Lens	Air Sphere Coating
---------	--------------------

**TS-E135mm f/4L Macro**

The 135mm focal length of this tilt-shift lens allows shots to be captured from a longer working distance. Large tilt and shift knobs as well as locking mechanism improve operability during professional photo shoots. Features high resolution and contrast, beautiful bokeh effects, and reduced distortion aberration; flaring and ghosting is also minimised with the special Subwavelength Structure Coating (SWC).

**Lens construction:** 11 elements in 7 groups

**Diagonal angle of view:** 18°

**Closest focusing distance:** 0.486m, 0.5x magnification

**Maximum diameter x length:** 88.5 x 139.1mm

**Weight:** 1,110g

**Filter size:** 82mm

**Focal length on APS-C Size Sensor:** 216mm

UD Lens	Subwavelength Structure Coating
---------	---------------------------------

*Icons: See "EF Lens Technology section" on page 40.*



MIRRORLESS LENSES

This sleek and compact range of lenses is custom-crafted for the EOS M interchangeable lens camera. Just as excellent as any EF lens, these deliver astounding images with the finest details.

EF-M11-22mm f/4-5.6 IS STM



This compact, lightweight lens is ideal for landscapes. Canon's first ultra wide-angle EF-M lens that features an Optical Image Stabilizer which allows reduced camera shake in all conditions.

**Lens construction:** 12 elements in 9 groups  
**Diagonal angle of view:** 102°10' – 63°30'  
**Closest focusing distance:** 0.15m, 0.3x magnification  
**Maximum diameter x length:** 60.9 x 58.2mm  
**Weight:** 220g  
**Filter size:** 55mm  
**Focal length on APS-C Sensor:** 18mm – 35mm  
**CIPA Standards IS Performance:** 3.0

Aspherical Lens	Full-time Manual Focus	Image Stabilizer	Inner Focusing System
Stepping Motor	UD Lens	Dynamic IS	

EF-M15-45mm f/3.5-6.3 IS STM



Available colours:  
● ●

Compact zoom lens for mirrorless cameras. Barrel retracts for easy portability. Aspherical lenses and 3.5-stop image stabilisation ensure high image quality. Movie support with quick stepping motor autofocus.

**Lens construction:** 10 elements in 9 groups  
**Diagonal angle of view:** 84°30' – 33°40'  
**Closest focus distance:** 0.25m, 0.25x magnification  
**Maximum diameter x length:** 60.9 x 44.5mm  
**Weight:** 130g  
**Filter size:** 49mm  
**Focal length on APS-C Size Sensor:** 24mm – 72mm

Aspherical Lens	Full-time Manual Focus	Image Stabilizer	Stepping Motor
Inner Focusing System			

EF-M18-55mm f/3.5-5.6 IS STM



A versatile zoom lens well-suited for everyday shots. Dynamic IS activates automatically during movie shooting to ensure steady movie recording even when walking.

**Lens construction:** 13 elements in 11 groups  
**Diagonal angle of view:** 74°20' – 27°50'  
**Closest focus distance:** 0.25m, 0.25x magnification  
**Maximum diameter x length:** 60.9 x 61mm  
**Weight:** 210g  
**Filter size:** 52mm  
**Focal length on APS-C Size Sensor:** 29mm – 88mm

Aspherical Lens	Full-time Manual Focus	Image Stabilizer	Inner Focusing System
Stepping Motor	Dynamic IS		

EF-M18-150mm f/3.5-6.3 IS STM



Available colours:  
● ●

Presenting a high zoom ratio of approximately 8.3x, this lens is best for wide-angle landscapes and telephoto shots of distant subjects. Its high magnification of 0.31x, closest focusing distance of 0.45m at focal length of 150mm gives users a more magnified view. Aspherical lenses are positioned for optimal performance, equipping users for sharp and crisp image quality across its broad focal length.

**Lens construction:** 17 elements in 13 groups  
**Diagonal angle of view:** 74°20' – 10°25'  
**Closest focusing distance:** 0.25m, 0.31x magnification  
**Maximum diameter x length:** 60.9 x 86.5mm  
**Weight:** 300g  
**Filter size:** 55mm  
**Focal length on APS-C Size Sensor:** 29mm – 240mm

UD Lens	Aspherical Lens	Image Stabilizer	Dynamic IS
Stepping Motor	Rear Focusing System		



EF-M18-150mm  
f/3.5-6.3 IS STM  
Shutter: 25s  
Aperture: f/8  
ISO: 200

Colour availability in different regions varies.

Icons: See "EF Lens Technology section" on page 40.



## EF-M22mm f/2 STM



Available colours:  
● ●

A lightweight "pancake" lens. Uses 1 aspheric lens element to ensure high-quality images with high levels of image resolution and contrast in the periphery when at extreme close-up.

**Lens construction:** 7 elements in 6 groups  
**Diagonal angle of view:** 63°30'  
**Closest focus distance:** 0.15m, 0.21x magnification  
**Maximum diameter x length:** 60.9 x 23.7mm  
**Weight:** 105g  
**Filter size:** 43mm  
**Focal length on APS-C Size Sensor:** 35mm

Aspherical Lens Full-time Manual Focus Stepping Motor

## EF-M28mm f/3.5 Macro IS STM



This macro lens is capable of shooting at magnifications greater than life-size (1:1) on the 1.2x super macro mode. It is also Canon's first EF-M lens with a built-in Macro Lite for flexible adjustment of light direction and strength. Photographers can also look forward to better quality handheld macro shots, with Hybrid IS camera shake correction.

**Lens construction:** 11 elements in 10 groups  
**Diagonal angle of view:** 51°55'  
**Closest focusing distance:** 0.093m, 1.2x magnification  
**Maximum diameter x length:** 60.9 x 45.5mm  
**Weight:** 130g  
**Filter size:** 43mm  
**Focal length on APS-C Size Sensor:** 45mm

UD Lens Aspherical Lens Hybrid IS Image Stabilizer  
Stepping Motor Inner Focusing System Rear Focusing System Full-time Manual Focus

## EF-M55-200mm f/4.5-6.3 IS STM



Available colours:  
● ●

Delivering high quality images, the first IS equipped EF-M telephoto zoom lens is also compact and lightweight. With Continuous AF tracking for ideal quiet movie and still photo shooting.

**Lens construction:** 17 elements in 11 groups  
**Diagonal angle of view:** 27°50' – 7°50'  
**Closest focus distance:** 1.0m, 0.21x magnification  
**Maximum diameter x length:** 60.9 x 86.5mm  
**Weight:** 260g  
**Filter size:** 52mm  
**Focal length on APS-C Size Sensor:** 88mm – 320mm

Aspherical Lens Full-time Manual Focus Image Stabilizer Inner Focusing System  
Stepping Motor UD Lens

MIRRORLESS CAMERA LENSES:  
WHICH ONE SUITS ME?

You have a mirrorless camera, but would you know which camera lens is best suited for you? From travel, food, to wildlife photography, we break them down and help you find the best lenses for your photography interests.



## ARCHITECTURE PHOTOGRAPHY

You love travelling to cities that boast architecture with a deep history, you enjoy winding through stunning alleys, and immersing yourself within a hundred-year-old cathedral. You need a versatile lens that takes wide shots of the architecture's exterior and interior to showcase as much beauty as your eyes can see.

**The lens you need**  
EF-M18-150mm f/3.5-6.3 IS STM

**Why?**  
With this wide-angle lens, you will be able to frame your shot without having to stand too far away. The zoom capability gives you the versatility to capture distant architectural subjects.



## PORTRAIT PHOTOGRAPHY

You have a deep interest in capturing the emotions in a person. Portrait photography is something you are passionate about and want to improve on. You like creating moments to show that everyone is different, and it's more than just about their features and face shapes.

**The lens you need**  
EF-M22mm f/2 STM

**Why?**  
With an f/2 aperture, you can create a smooth and beautiful background blur while maintaining a sharp focus on your subject. In addition, it is ultra slim and lightweight, and works well under low light conditions.



## WILDLIFE PHOTOGRAPHY

Escaping from the city and venturing into the wild is one of your favourite pastimes. You enjoy spending time capturing the beautiful blossoms of flowers, and photographing wildlife brings you immense satisfaction.

**The lens you need**  
EF-M55-200mm f/4.5-6.3 IS STM

**Why?**  
It is important to get close-up details of wild animals without disturbing them or revealing your presence. This telephoto zoom lens allows you to do so by zooming a good distance to capture your subjects.



## FOOD PHOTOGRAPHY

You live to eat and food is as much a passion as your photography. You never miss an opportunity to photograph a dish presented to you, and you don't start eating until you get an amazing shot of your food.

**The lens you need**  
EF-M28mm f/3.5 Macro IS STM

**Why?**  
With a built-in Macro Lite, you will be able to capture intricate details of your food – think glistening, ultra close-up, and sharp photo of your favourite Red Velvet Cake.



<https://snapshot.canon-asia.com/article/en/mirrorless-camera-lenses-which-one-suits-me>

Colour availability in different regions varies.

Icons: See "EF Lens Technology section" on page 40.



## LENS ACCESSORIES

### Drop-In Gelatin Filter Holder



52mm 52mm (WII)

These glass-backed holders accept up to 3 commercial cut-to-size gelatin filters.

**Available size:**  
52mm, 52mm (WII)  
**Compatible with:**  
• 52mm - EF200mm F/2L IS USM, EF300mm F/2.8L IS USM, EF400mm F/2.8L IS USM, EF400mm F/4 DO IS USM, EF500mm F/4L IS USM, EF600mm F/4L IS USM, EF800mm F/5.6L IS USM  
• 52mm(WII) - EF300mm F/2.8L IS II USM, EF400mm F/4 DO IS II USM, EF400mm F/2.8L IS II USM, EF500mm F/4L IS II USM, EF600mm F/4L IS II USM

### Camera Cover RF-3 Body Cap



To save baggage space, lenses are usually removed from camera bodies. A body cap will protect the lens-mount contact points and prevent dust from settling onto the sensor.

### Protect Filter



This neutral filter maintains ideal colour balance while protecting your valuable lens. With added Multilayer Coating, light transmission is significantly improved. Optimising the overall performance of your lens.

**Available sizes:**  
43mm, 49mm, 52mm, 55mm, 58mm, 67mm, 72mm, 77mm, 82mm

### Lens Dust Cap EB



This cap protects your EF-M lenses against smudges, bumps, and dust. It is also useful when you are carrying your lenses around or for storing purpose.

### Drop-In Screw Filter Holder



52mm 52mm (WII)

A holder for screw-type filters, for use with rear mounted drop-in filters.

**Available size:**  
52mm, 52mm (WII)  
**Compatible with:**  
• 52mm - EF200mm F/2L IS USM, EF300mm F/2.8L IS USM, EF400mm F/2.8L IS USM, EF400mm F/4 DO IS USM, EF500mm F/4L IS USM, EF600mm F/4L IS USM, EF800mm F/5.6L IS USM  
• 52mm (WII) - EF300mm F/2.8L IS II USM, EF400mm F/4 DO IS II USM, EF400mm F/2.8L IS II USM, EF500mm F/4L IS II USM, EF600mm F/4L IS II USM, EF200-400mm F/4L IS USM Extender 1.4x

### Camera Cover RF-4 Body Cap



A body cap dedicated to EOS M camera bodies.

### ND4X-L/8X-L Filter



ND4X-L ND8X-L

For use with black-and-white and colour film, these filters reduce the amount of light entering the lens to 1/4 (2 f/stops) and 1/8 (3 f/stops) the original level, respectively. Invaluable for large-aperture and slow shutter-speed photography.

**Available sizes:**  
52mm, 58mm, 72mm

### Lens Dust Cap E



This cap protects your EF/EF-S lenses against smudges, bumps, and dust. It is also useful when you are carrying your lenses around or for storing purpose.

### Lens Hoods

Lens hoods shield your lenses from stray light, preventing glare under sunny conditions.



EW-43 EW-53 EW-54 EW-60 II EW-60C EW-60F EW-60E EW-63 II EW-63B EW-63C



EW-65 II EW-65B EW-72 EW-73 II EW-73B EW-73C EW-75 II EW-75B II EW-77 EW-77B



EW-78B II EW-78C EW-78D EW-78E EW-79B II EW-82 EW-83 II EW-83D II EW-83E EW-83F



EW-83G EW-83H EW-83J EW-83K EW-83I EW-83m EW-88 EW-88B EW-88C ES-22



ES-27 ES-52 ES-62 ES-65 II ES-68 ES-71 II ES-78 ES-79 II ES-84 ET-54



ET-54B ET-60 ET-63 ET-65 II ET-65B ET-67 ET-67B ET-73 ET-73B ET-74



ET-74B ET-78 II ET-83 II ET-83B II ET-83C ET-83D ET-83E ET-86 ET-87 ET-88



ET-120 ET-120 (WII) ET-120B ET-138 (WII) ET-155 ET-155 (WII) ET-160 (WII) Lens Hood for MP-E65



## LENS ACCESSORIES

## Cases

These functional, strong and well-designed cases protect valuable lenses while they are being moved.



**Zipper Case**  
LZ1128, LZ1132, LZ1324, LZ1326



**Lens Case**  
Lens Case 200, Lens Case 200-400, Lens Case 300, Lens Case 300B, Lens Case 400, Lens Case 400B, Lens Case 400C, Lens Case 400D, Lens Case 500, Lens Case 500B, Lens Case 600, Lens Case 600B, Lens Case 800

## Lens Cap



E-43, E-49, E-52 II, E-55, E-58 II, E-67 II, E-72 II, E-77 II, E-82 II, EF-M28, EF-S35

## Cloth Lens Cap



E-145C, E-163, E-163B, E-180D, E-185, E-185B

## Lens Pouch



LP811, LP814, LP816, LP1011, LP1014, LP1016, LP1019, LP1116, LP1214, LP1216, LP1219, LP1222, LP1224, LP1319, LP1424

## Tripod Mount Ring



Tripod mounts allow the lens to be fitted directly to a tripod, thereby providing better balance especially when using heavier or longer lenses. They also offer stability and smooth rotation with excellent operability making each shot steadier and photos sharper.

## Extension Tube EF12 II/25 II/M set



These close-up accessories with 8 electronic contact points ensure the same electronic function as in normal photography. Magnification varies by lens.

## Life Size Converter EF



This Life Size Converter EF is optimised for high magnification when used with the EF 50mm f/2.5 Compact Macro lens. Magnifications from 0.26x (approx. 1/4 life-size) to 1.0x (true life size) are achievable, at increased working distances.

## Mount Adapter EF-EOS M



The functions of EF/EF-S lenses are retained when mounted onto the EOS M via the Mount Adapter EF-EOS M with no compromise in image quality, AF speed and IS effectiveness.

**Maximum diameter x length:** 66.6 x 26.0mm  
**Weight:** 110g

## PZ-E1 Power Zoom Adapter



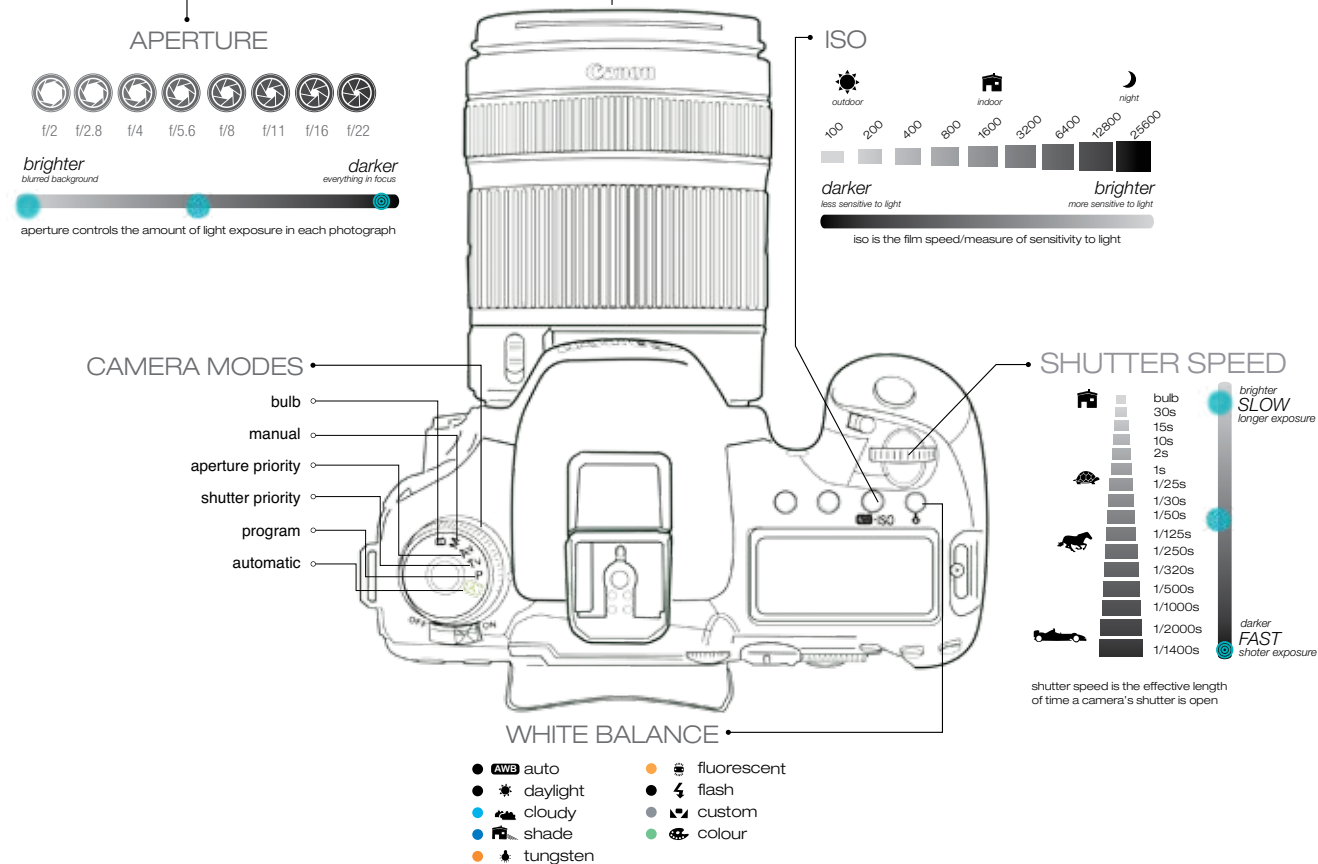
Canon PZ-E1 is a detachable lens zoom adapter that delivers silent and incredibly smooth zoom. Designed exclusively for the new EF-S18-135mm f/3.5-5.6 IS USM lens, users can toggle between slow to fast zoom, adjustable on a range of up to 10 speed levels. Its silent and smooth zoom is perfect for video recording, also significantly reduces shake and unevenness in the zoom compared to manually turning the lens' zoom ring with your hand.

## DM-E1 Stereo Microphone



As the first Canon-branded microphone for the EOS system, the DM-E1 stereo (90°/120° mode) enables wider coverage for optimised ambient sound quality that is ideal in any scenario. Noise is also reduced with a durable shock mount design as well as added Wind Screen to minimise sounds from the wind.

## EF LENS GLOSSARY

photography  
cheat sheet

Every Canon lens is a combination of innovations and technologies. Read on to find out what each component stands for, what it offers and how it suits your photography needs.

## Example

**EF70-200mm f/2.8L IS III USM**

EF mount is an electric mount system that electronically connects a Canon EF lens to a Canon EOS camera body. This connection allows the swift transmission and exchange of data that controls various functions – from automatic focusing to metering.

Lens focal length may vary according to the camera sensor size. For example, the EF100mm f/2 USM has a focal length of approximately 160mm when attached to an EOS DSLR with an APS-C Size CMOS Sensor.

**EF-S:** A derivative of the EF lens mount, EF-S mounts are for EOS DSLRs with APS-C Size CMOS Sensor.

**EF-M:** Designed for Canon EOS M interchangeable-lens cameras. Canon EF and EF-S lenses can still be attached to EOS M cameras using the EF-EOS M adaptor.

**MP-E:** MP-E lens specialises in macro photography from life-size to 5x magnification.



Example

### TS-E 24mm f/3.5L II

Also known as Perspective Control lenses, Tilt and Shift (TS-E) allow you to control perspective appearance.

Tilt adjustments controls the area of an image that appears sharp—allowing selective focus area within the image in any direction. Shift movements give users control on the degree of distortion that occurs in architectural photography. Without moving the camera, it corrects distortion by making the image appear like it was captured from a higher position, making it the photographers' ideal choice for capturing high-rise buildings.

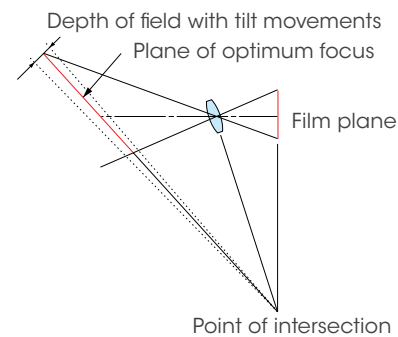
**Tilt:** Using tilt movement to focus an oblique subject plane.



With tilt



Without tilt



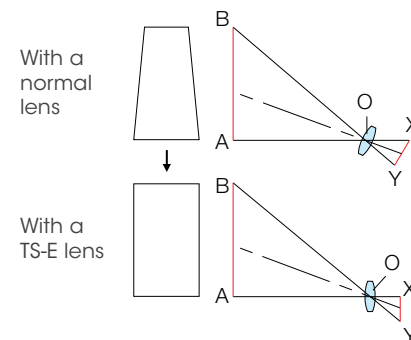
**Shift:** Using shift movement to focus tall building.



With Shift



Without Shift


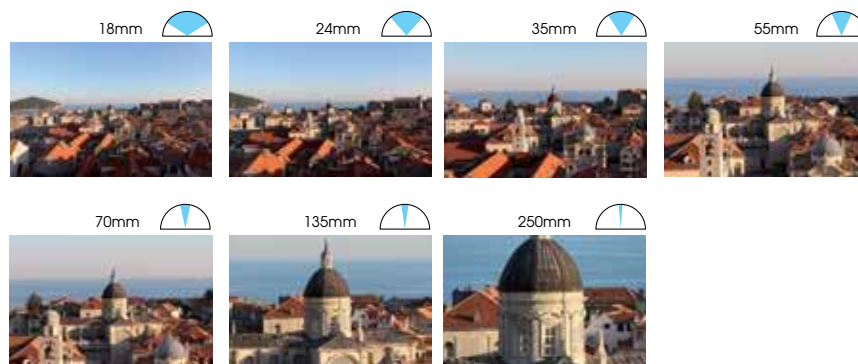


Example

### EF70-200mm f/2.8L IS III USM

The smaller the number, the wider the angle of view. Thus, 70mm has wider angle of view than 200mm.

**Focal Lengths:** These photographs show how the same location can appear at different focal lengths. A shorter focal length offers wider scene coverage; a longer focal length, the opposite. Remembering the degree of change for the lenses without looking in the viewfinder can be useful when selecting a lens.



Example

### EF70-200mm f/2.8L IS III USM

Maximum lens aperture. The bigger the  $f/$  number, the smaller the lens aperture, so less light passes through.

If the lens shows one number e.g.  $f/2$ , this means the lens aperture remains constant even when the focal length changes during zooming. If it shows a range of numbers e.g.  $f/2.8 - 4.0$ , the lens aperture changes along with the focal length during zooming. The depth of field can be made shallower by decreasing the photographing distance or having a large aperture (a smaller f-stop number e.g.  $f/1.2$ ). It can be deepened by doing the reverse.



$f/1.2$



$f/2.8$



$f/5.6$



$f/16$

Example

### EF70-200mm f/2.8L IS III USM

'L' stands for luxury. Characterised by the red ring around the lens barrel, these premier lenses are mostly dust and water resistant. They showcase the epitome of Canon lens technologies such as ultra-low dispersion UD glass, Fluorite and Aspherical elements and super spectra coating.



Example

### EF70-200mm f/2.8L IS III USM

A lens with an "IS" marking features Image Stabilizer.

Using shutter speed as fast as the reciprocal focal length of the lens is often recommended to achieve clear and sharp images. However, dimly-lit environments where a slow shutter speed is required can result in blurred images for handheld shots.

With Image Stabilizer (IS) technology, gyro sensors detect lens vibration caused by hand shake and then automatically compensates for these movements. EF lenses with IS technology enable steady shooting up to 4 shutter stops lower than possible on conventional lenses. The EF200mm f/2L IS USM boasts blur correction up to 5 shutter stops (based on Canon standards) so photographers can perform handheld photography even in low-light environments. The IS unit also stabilises image seen through the viewfinder to achieve precise framing and focusing.

Example

### EF70-200mm f/2.8L IS III USM

In this case, the 'II' indicates that this is the second and improved version of its predecessor.

Example

### EF70-200mm f/2.8L IS III USM

Ultrasonic motor (USM) lenses convert ultrasonic vibration energy into rotational force for driving the lens. Autofocusing on USM lenses is fast and precise while consuming minimal battery power.

Here are the core innovations in Canon's range of EF lenses. Find out more to understand how these technologies work to exceed possibilities in photography.

### Air Sphere Coating (ASC)

When light passes through an uncoated lens, approximately 5% is reflected back due to the difference in refractive index. This causes flare and ghosting, which affects image quality.

Canon's Air Sphere Coating (ASC) is an anti-reflection innovation that combines vapour-deposited multi-coatings with an outermost layer that is ultra-low in refractive index to further eliminate light reflection.

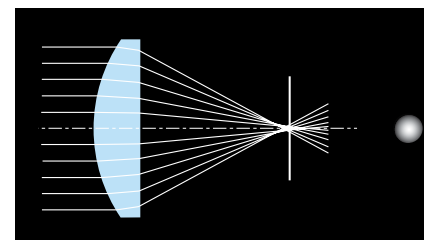
### Aspherical Lenses

Spherical aberration is caused by light rays entering at the edge of spherical lens elements that converge at slightly different focal points to light rays entering from the center. This produces soft, low contrast images that look as if it is covered with a thin veil.

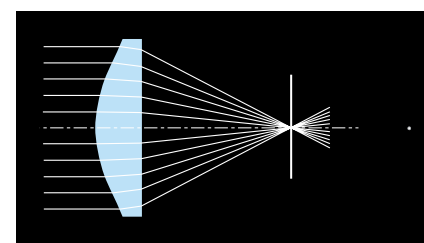
Canon developed aspherical surface which converges both central and peripheral light rays at a single focal point to ensure uniform sharpness and clarity over the whole image area. Now found in almost every EF lens, aspherical lens elements are particularly useful for large-aperture and wide-angle lenses.



High-precision aspherical lenses



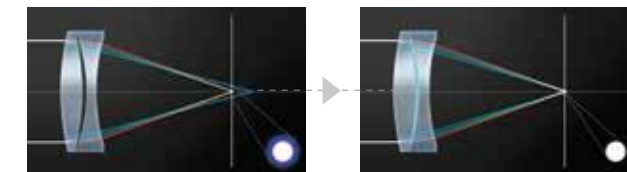
Spherical aberration of spherical lens



Focal point alignment with aspherical lens

### Blue Spectrum Refractive (BR) Optics

By developing an original organic optical material, Canon's new Blue Spectrum Refractive (BR) optics are a breakthrough in lens design. As a lens element, BR optics work on the short wavelength spectrum. The result is significantly improved anomalous dispersion, even with a large-diameter lens.



Normal Glass


BR Lens

### Advancements in New BR Optics

- Refracts blue light more effectively, BR optics have a better refractive index than glass when it comes to blue light (short wavelength spectrum) light dispersion.
- Reduction in chromatic aberration even with large-diameter lenses in wide-angle, large-diameter lenses, BR optics achieve a chromatic aberration correction amount not previously possible, for significantly reduced colour blurring in high-luminance objects when used in between concave and convex lenses (BR lens).

### Canon BR Lens - EF35mm f/1.4L II USM

The EF35mm f/1.4L II USM features BR optics placed between the concave and convex lens elements. All visible light wavelengths are focused onto a single point to give more accurate imaging and reduced chromatic aberration (colour blurring), for superior imaging performance.



BR Optics

BR Lens



## Circular Aperture Diaphragm

Many EF lenses use a circular aperture diaphragm, which is known to help transform point light sources to beautiful round bokeh picture effects. The aperture is made up of several blades, the number of which determines the shape of the bokeh effect, such as in the case of illumination, light seeping through the leaves of a tree, and light reflection from the water surface. Light normally appears round when seen through our eyes, thus expressing light in a circular shape adds a more natural and soft touch to the resulting image.



## Digital Lens Optimizer

Issues such as aberrations, diffraction, and inadequate exposure due to the use of low-pass filter, often lead to optical image deterioration. Canon's groundbreaking Digital Lens Optimizer solves these problems by identifying the causative factors and changing them into mathematical functions (optical transfer functions or OTF). It then applies the inverse functions that are carefully optimised and based on accurate data which makes all the necessary corrections, resulting in a significantly improved image.

Incorporated in the Digital Photo Professional software which comes bundled with the latest EOS cameras, the Digital Lens Optimizer promises compelling image sharpness, regardless of the lens.

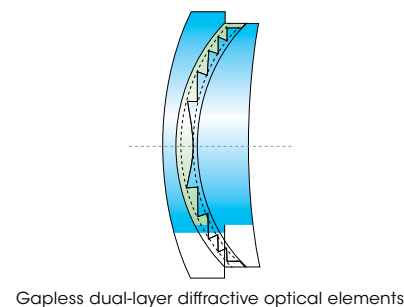
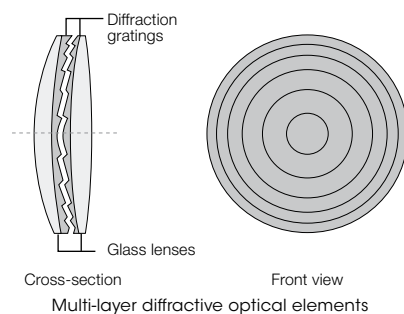
## Diffraction Optics (DO)

Canon developed a first-of-its-kind technology that enables nearly all light to pass through multiple diffractive optical (DO) elements. A renowned game-changer for photographers, this innovation reduces chromatic aberration while allowing the lens elements to be placed much closer together within the lens barrel.

Canon's latest, 3rd Generation DO Lens is geared to exceed its predecessor. By incorporating the gapless dual-layered diffractive optical element, it effectively reduces diffraction flares and eliminates air layers so that light can enter without any loss. Outdoor photography enthusiasts can now look forward to even higher image quality. Highly-reliable, compact and lightweight. Ideal for mountain climbing or nature photography.



DO Lens



## Digital Electronic Control: EMD

Every EF lens incorporates an EMD (electromagnetic diaphragm) which electronically controls the lens aperture diameter and is designed for use with EOS' fully electronic data transmission mount system. Control of the aperture diameter is carried out by an electrical pulse signal which corresponds to a setting value manually selected with the camera electronic dial or automatically determined by the camera micro computer. This system has enabled Canon to develop the first TS-E lenses in the world equipped with an automatic diaphragm.



## Dust-and Drip-Resistant, Fluorine Coating

Some Canon's lenses are prepared for harsh photography environments, featuring dust- and drip-proof structure with rubber sealing between the mount and the camera, as well as sealing the focusing ring and the lens extension tube. Resistant rubber materials are applied even for the smallest parts such as the switch panel and insert slot of the drop-in filter compartments. Fluorine-coated lenses also allow dirt on the lens to be wiped off easily. This ability to perform and operate under adverse conditions helps to address the needs of roving professional photographers and enthusiasts alike.



## Dynamic IS

This handy function is best used in Movie mode as it minimises shakes during handheld video shoots. By using a lens with the Dynamic IS mode, camera shake is reduced while recording in motion, and this prevents the resulting image from becoming blur. The area of correction is particularly wide in the wide-angle zoom range, making it possible to address significant camera shakes.

## Floating System

Extending the focusing lens group at close focusing distances sometimes causes distortion such as curvature of field, a phenomenon common in wide angle lenses, where peripheral parts of an image go out of focus as compared to the centre of image. Canon counteracts this problem by incorporating "floating" lens elements into lenses that are separated from the rest of the focusing lens group, and specifically used to correct the fluctuation of aberration. Many other lenses integrated this technology to achieve images of higher quality at all shooting ranges.

## Fluorite Lens

Fluorite is known for its low refractive index and ability to correct chromatic aberration and. In 1969, Canon succeeded in synthesising fluorite crystals which drastically improved image quality, achieving pin-sharp details throughout the whole image. It also significantly reduced the length of lenses.



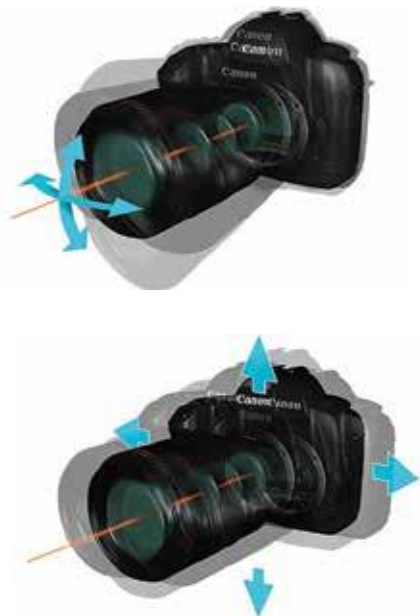
Natural fluorite (left) and artificial fluorite crystal (center)

### Full-time Manual Focus

With the full-time manual focus, users do not have to switch to MF mode while on the Autofocus mode to refine their focusing points. Thus, photographers can concentrate on framing their shot without removing their sight away from the viewfinder. All Canon lenses with USM and STM support come with a full-time manual focus.

### Hybrid IS

Angular shakes commonly occur when the camera is tilted, which may affect the resulting image. For macro-photography, shift shakes come from displacement of the camera parallel to the plane in focus. The solution is Canon's Hybrid IS system, equipped to detect the angle of the camera shake based on the optical axis, as well as shakes in the direction perpendicular to the optical axis; shift shake is also corrected for better image stabilisation.



### Inner and Rear Focusing System

Most Canon lenses use inner focusing systems (focusing lens group is placed between the front lens and diaphragm) or rear focusing systems (focusing lens group is placed behind the diaphragm). These systems enable more compact sizes, rapid auto focusing and shorter minimum shooting distances than lenses with all group focusing or front-group focusing. Lenses are also easier to handle since they do not change length during focusing. And because the front frame of these lenses do not rotate, polarising filters are easier to use.

### Image Stabilizer (IS)

Canon is the world's first with the IS (Image Stabilizer) technology, an in-lens system that corrects camera shakes in DSLR cameras.

Blurry pictures are often the result of handheld shots, or at slow shutter speeds in low light settings. For that reason, photographers usually make up for that by setting a higher ISO speed, which comes with the disadvantage of extra noise.

IS, on the other hand, is able to suppress camera shake to a certain degree even for handheld shots. Depending on the lens, the image stabilization effect may allow you to shoot at 2-5 shutter speed stops slower than without IS.



IS on



IS off

### Ring / Micro / Nano USM

USM (Ultrasonic Motor) drives the lens by transforming ultrasonic vibrations into rotational energy. Low-power and highly efficient, it enables focusing with close to no sound. There are 3 types: Ring, Micro and Nano USM.

The Ring USM is especially useful for driving large-diameter or super telephoto lenses and also allows for full-time manual focusing. The Micro USM is more affordable and can be used on a variety of lenses with no restrictions on lens diameter.




Ring USM



Micro USM and Micro USM II

Nano USM is Canon's latest USM that not only realises a high-speed AF, but also operates seamlessly in silence. Its main benefit lies in enabling quiet, smooth AF operation for both photo and movie-shooting. Its high speed AF is able to handle scenes with subjects that are moving at a fast speed as well as those with unpredictable movements.




### Sensor Size


The sensors in Canon EOS digital SLR cameras are available in three formats: full-frame, APS-C Size CMOS Sensor and APS-H.

Full-frame Canon cameras have sensors that are very close to the 36 x 24mm format found in 35mm film. With a higher signal-to-noise ratio and wider dynamic range, they excel in low-light conditions to produce high-resolution image quality with minimal noise, brilliant colours and rich details.

Used predominantly in entry-level Canon SLRs, APS-C sensors measure 22.5 x 15.0mm and have a 1.6x crop factor.



APS-C (EOS 70D)



Full-frame (EOS 6D)



## EF LENS PRIMARY TECHNOLOGIES

## Stepping Motor (STM)

The STM (Stepping Motor) is an AF drive motor that can control its rotational operation using the fluctuation of pulse signals. Each electrical pulse signal rotates the stepping motor by one step with impressive start-stop response, which makes it adaptable for compact lenses.

Operating sound is also reduced for optimal video recording, using the 'STM + lead screw' unit to generate a large torque, and enable silent and smooth AF drive on zoom lenses. The 'STM + gear' unit is optimised as a drive motor for pancake lenses and others in the compact lens range.



## Super Spectra Coating

Light reflection at the lens surface reduces the amount of light arriving at the camera sensor and increases the probability of image ghosting effect and flare.

To maximise the amount of light captured, thin film layers with different refraction indexes called Super Spectra Coating are applied to the lens surface to allow 99.9% transmission of light to the camera sensor. SSC also ensures a consistent colour balance across all EF lenses resulting in clear and sharp images with colours just as faithful as the original subject.

## Subwavelength Structure Coating

The Subwavelength Structure Coating (SWC) technology reduces the differences between refraction indexes of air and glass to minimise internal reflections that cause ghosting and flare in images.

## UD Lens

In 1970, Canon developed Ultra-Low Dispersion (UD) glass to counter the high costs of fluorite. Two UD lenses produce nearly the same result as one fluorite. Today, UD lenses are used extensively for Canon's L-series lenses.

## Super UD Lens

Successfully developed by Canon in 1993, these lenses reproduce the low refractive index and chromatic aberration correction characteristics of fluorite lenses.

## White Coating

The white coating on the entire lens barrel reflects sunlight to prevent the optical system from overheating even when shooting under harsh and warm conditions.

## SPEEDLITE

## Speedlite 600EX II-RT



The Speedlite 600EX II-RT is designed especially for multi-flash photography. It uses radio transmissions to communicate with other Speedlites and supports both radio and optical communication for maximum versatility.

The Speedlite 600EX II-RT AF-assist beam supports the 61-point AF system of the EOS-1D X Mark II and EOS 5D Mark IV cameras. Its dot-matrix LCD provides detailed settings and features information with a more intuitive user-interface.

Built-in Reflector		Tilt and Swivel	
Guide No. (ISO 100)	Recycling Time	Swivel Flash Head	Flash Head Tilt
49.2ft. / 15m	0.1 – 3.3/5.5sec	±180°	-7° + 90°

## Speedlite 470EX-AI



The world's first flash equipped with an AI (Auto Intelligent) bounce function, a function that automates bounce photography with the flash. Comes with two modes. The AI. Bounce Full Auto mode automatically selects the optimum flash bounce angle, whereas the AI. Bounce Semi Auto mode automatically makes adjustments to retain a user-defined bounce angle whenever the camera is shifted. Capable of wireless communication with the camera and other Speedlites via optical transmission, it can be used for multiple flash photography.

Built-in Reflector		Tilt and Swivel	
Guide No. (ISO 100)	Recycling Time	Swivel Flash Head	Flash Head Tilt
47ft. / 15.42m	0.1 – 3.9/5.5sec	+180°	0° + 120°

## Speedlite 430EX III-RT / Speedlite 430EX III



With a guide number of 43 (m/ISO 100), the newly-improved Speedlite 430EX III delivers wireless flash feature that is first of its kind. Users can also expect enhanced user interface and versatile design, as well as a new range of add-on accessories to support advanced flash techniques.

Built-in Reflector		Tilt and Swivel	
Guide No. (ISO 100)	Recycling Time	Swivel Flash Head	Flash Head Tilt
141ft. / 43m	0.1 – 3sec	-180° + 90°	0° + 90°

## Speedlite 270EX II



The 270EX II's bounce flash head enables light from it to bounce off a ceiling to produce pictures with softer tones and depth. It offers near silent recharging and is powered by just 2 AA batteries.

Tilt		Guide No. (ISO 100)	Recycling Time
		89ft. / 27m	0.1 – 3.9sec
		Swivel Flash Head	Flash Head Tilt
		NA	0° + 90°

## Macro Ring Lite MR-14EX II



This highly-improved successor of the MR-14EX takes innovation several notches higher with superior operability and visibility. These include an easy-to-see graphical LCD panel and reduced backlit button controls. Filters can be attached to the firing unit for increased expression. Enjoy reduced recycling time and a Quick Flash function.

		Guide No. (ISO 100)	Recycling Time
		24.6ft. / 14m	0.1 – 5.5sec
		Swivel Flash Head	Flash Head Tilt
		NA	NA

## Macro Twin Lite MT-26EX RT



Compatible with all EOS Digital SLR cameras and designed to work in tandem with Canon EF and EF-S Macro lenses\*, this twin-lite flash is ideal for anything requiring controlled, close-up light e.g. flowers, insects and food. Two rotatable, detachable flash heads with independent control provide a sense of three-dimensional light. Extensive, multi-source lighting setups are simplified with radio transmission wireless flash capabilities\*\*. Two removable diffusers, a new LCD screen and smart controls enhance operability, making this easily-portable lighting tool indispensable for enhancing close-up photography.

		Guide No. (ISO 100)	Recycling Time
		85.3ft. / 26m	0.1 – 5.5sec
		Swivel Flash Head	Flash Head Tilt
		NA	NA

\* A Macro Lite Adapter is necessary when attaching to the EF 100mm f/2.8L Macro IS USM (optional Macro Lite Adapter 67) and EF 180mm f/3.5L Macro USM (optional Macro Lite Adapter 72C) lenses. When attaching EF and EF-S lenses to EOS M series cameras, the optional Mount Adapter EF-EOS M is necessary.

\*\* Wireless multi-flash shooting via radio or optical transmission is supported up to 1/128 in manual flash exposure mode.

EF LENS DATA

Lens	Angle of View (Horizontal / Vertical / Diagonal)	Lens Construction (groups-elements)	No. of Diaphragm Blades	Minimum Aperture	Closest Focusing Distance (m)	Maximum Magnification (x)		Drive System	Filter Size (mm)	Maximum Diameter x Length (mm)	Weight (g)	With Extension Tube EF12 II	With Extension Tube EF25 II	Lens Cap	Lens Hood	Lens Bag	Dust and Moisture Resistance*4
Ultra-Wide / Wide-Angle Lenses																	
EF14mm f/2.8 II USM	104° / 81° / 114°	11-14	6	22	0.20	0.15		Ring-type USM <sup>2</sup>	Gelatin	80x94	645	–	–	Exclusive	Built-in	LP1016	•
EF20mm f/2.8 USM	84° / 62° / 94°	9-11	6	22	0.25	0.14		Ring-type USM <sup>2</sup>	72	77.5x70.6	405	0.72–0.60x	–	E-72 II	EW-75 II	LP1214	–
EF24mm f/1.4L II USM	74° / 53° / 84°	10-13	8	22	0.25	0.17		Ring-type USM <sup>2</sup>	77	83.5x86.9	650	0.67–0.50x	–	E-77 II	EW-83K	LP1319	•
EF-S24mm f/2.8 STM	59°10' / 50°35' / 34°55'	5-6	7	22	0.16	0.27		Stepping Motor	52	68.2x22.8	125	0.77–0.50x	1.38–1.11x	E-52 II	ES-52	LP811	–
EF24mm f/2.8 IS USM	74° / 53° / 84°	9-11	7	22	0.20	0.23		Ring-type USM <sup>2</sup>	58	68.4x55.7	280	0.62–0.43x	1.13–0.95x	E-58 II	EW-65B	LP1014	–
EF28mm f/1.8 USM	65° / 46° / 75°	9-10	7	22	0.25	0.18		Ring-type USM <sup>2</sup>	58	73.6x55.6	310	0.61–0.43x	1.13–0.96x	E-58 II	EW-63 II	LP814	–
EF28mm f/2.8 IS USM	65° / 46° / 75°	7-9	7	22	0.23	0.20		Ring-type USM <sup>2</sup>	58	68.4x51.5	260	0.71–0.50x	1.30–1.11x	E-58 II	EW-65B	LP1014	–
EF35mm f/1.4L II USM	54° / 38° / 63°	11-14	9	22	0.28	0.21		Ring-type USM <sup>3</sup>	72	80.4x105.5	760	0.58–0.36x	1.03–0.80x	E-72 II	EW-77B	LP1219	•
EF35mm f/2 IS USM	54° / 38° / 63°	8-10	8	22	0.24	0.24		Ring-type USM <sup>2</sup>	67	77.9x62.6	335	0.60–0.36x	1.04–0.79x	E-67 II	EW-72	LP1116	–
Standard / Medium Telephoto Lenses																	
EF40mm f/2.8 STM	49°20' / 34° / 57°30'	4-6	7	22	0.30	0.18		Stepping Motor	52	68.2x22.8	130	0.50–0.32x	0.88–0.70x	E-52 II	ES-52	LP811	–
EF50mm f/1.2L USM	40° / 27° / 46°	6-8	8	16	0.45	0.15		Ring-type USM <sup>2</sup>	72	85.8x65.5	590	0.39–0.24x	0.67–0.53x	E-72 II	ES-78	LP1214	•
EF50mm f/1.4 USM	40° / 27° / 46°	6-7	8	22	0.45	0.15		Micro USM	58	73.8x50.5	290	0.39–0.24x	0.68–0.53x	E-58 II	ES-71 II	LP1014	–
EF50mm f/1.8 STM	40° / 27° / 46°	5-6	7	22	0.35	0.21		Stepping Motor	49	69.2x39.3	160	0.45–0.24x	0.74–0.53x	E-49	ES-68	LP1014	–
EF85mm f/1.2L II USM	24° / 16° / 28°30'	7-8	8	16	0.95	0.11		Ring-type USM <sup>2</sup>	72	91.5x84	1,025	0.25–0.15x	0.42–0.33x	E-72 II	ES-79 II	LP1219	–
EF85mm f/1.4L IS USM	24° 00' / 16° 00' / 28° 30'	10-14	9	22	0.85	0.12		Ring-type USM <sup>2</sup>	77	88.6x105.4	950	0.26–0.15x	0.43–0.33x	E-77 II	ET-83E	LP1219	•
EF85mm f/1.8 USM	24° / 16° / 28°30'	7-9	8	22	0.85	0.13		Ring-type USM <sup>2</sup>	58	75x71.5	425	0.27–0.15x	0.44–0.32x	E-58 II	ET-65 III	LP1014	–
EF100mm f/2 USM	20° / 14° / 24°	6-8	8	22	0.90	0.14		Ring-type USM <sup>2</sup>	58	75x73.5	460	0.27–0.13x	0.42–0.28x	E-58 II	ET-65 III	LP1014	–
Telephoto Lenses																	
EF135mm f/2L USM	15° / 10° / 18°	8-10	8	32	0.90	0.19		Ring-type USM <sup>2</sup>	72	82.5x112	750	0.29–0.09x	0.41–0.20x	E-72 II	ET-78 II	LP1219	–
EF200mm f/2L IS USM	10° / 7° / 12°	12-17	8	32	1.90	0.12		Ring-type USM <sup>2</sup>	52 drop-in	128x208	2,520	0.19–0.06x	0.26–0.14x	E-145C	ET-120B	Lens Case 200	•
EF200mm f/2.8L II USM	10° / 7° / 12°	7-9	8	32	1.50	0.16		Ring-type USM <sup>2</sup>	72	83.2x136.2	765	0.23–0.06x	0.32–0.14x	E-72 II	ET-83B II	LP1222	–
EF300mm f/2.8L IS II USM	6°50' / 4°35' / 8°15'	12-16	9	32	2.00	0.18		Ring-type USM <sup>2</sup>	52 drop-in	128x248	2,350	0.22–0.04x	0.28–0.09x	E-145C	ET-120 (WII)	Lens Case 300B	•
EF300mm f/4L IS USM	6°50' / 4°35' / 8°15'	11-15	8	32	1.50	0.24		Ring-type USM <sup>2</sup>	77	90x221	1,190	0.30–0.04x	0.37–0.09x	E-77 II	Built-in	LZ1128	–
Super Telephoto Lenses																	
EF400mm f/2.8L IS II USM	5°10' / 3°30' / 6°10'	12-16	9	32	2.70	0.17		Ring-type USM <sup>2</sup>	52 drop-in	163x343	3,850	0.21–0.03x	0.26–0.07x	E-180D	ET-155 (WII)	Lens Case 400C	•
EF400mm f/4 DO IS II USM	5°10' / 3°30' / 6°10'	12-18	9	32	3.30	0.13		Ring-type USM <sup>2</sup>	52 drop-in	128x232.7	2,100	0.17–0.03x	0.22–0.07x	E-145C	ET-120 (WII)	Lens Case 400D	•
EF400mm f/5.6L USM	5°10' / 3°30' / 6°10'	6-7	8	32	3.50	0.12		Ring-type USM <sup>2</sup>	77	90x256.5	1,250	0.16–0.03x	0.21–0.07x	E-77 II	Built-in	LZ1132	–
EF500mm f/4L IS II USM	4° / 2°45' / 5°	12-16	9	32	3.70	0.15		Ring-type USM <sup>2</sup>	52 drop-in	146x383	3,190	0.18–0.03x	0.22–0.06x	E-163B	ET-138 (WII)	Lens Case 500B	•
EF600mm f/4L IS II USM	3°30' / 2°20' / 4°10'	12-16	9	32	4.50	0.15		Ring-type USM <sup>2</sup>	52 drop-in	168x448	3,920	0.17–0.02x	0.20–0.05x	E-185B	ET-160 (WII)	Lens Case 600B	•
EF800mm f/5.6L IS USM	2°35' / 1°40' / 3°5'	14-18	8	32	6.00	0.14		Ring-type USM <sup>2</sup>	52 drop-in	163x461	4,500	0.16–0.02x	0.19–0.04x	E-180D	ET-155	Lens Case 800	•
Ultra-Wide Zoom / Wide Zoom / Standard Zoom Lenses																	
EF8-15mm f/4L Fisheye USM	180°–142° / 180°–91°46' / 180°–175°30'	11-14	7	22	0.15	0.34 (at 15mm)		Ring-type USM <sup>2</sup>	Gelatin	78.5x83	540	–	–	Lens Cap 8-15	EW-77	LP1219	•
EF-S10-18mm f/4.5-5.6 IS STM	97°10'–64°30' / 74°10'–45°30' / 107°30'–74°20'	11-14	7	22-29	0.22	0.15 (at 18mm)		Stepping Motor	67	74.6x72	240	0.87–0.70x	–	E-67 II	EW-73C	LP1116	–
EF-S10-22mm f/3.5-4.5 USM	97°10'–54°30' / 74°10'–37°50' / 107°30'–63°30'	10-13	6	22-29	0.24	0.17 (at 22mm)		Ring-type USM <sup>2</sup>	77	83.5x89.8	385	0.77–0.58x	–	E-77 II	EW-83E	LP1319	–
EF11-24mm f/4L USM	117°10'–74° / 95°–53° / 126°05'–84°	11-16	9	22	0.28	0.16 (at 24mm)		Ring-type USM <sup>3</sup>	Gelatin	108x132	1180	0.73–0.53x	–	Lens Cap 11-24	Built-in	LP1424	•
EF-S15-85mm f/3.5-5.6 IS USM	74°10'–15°25' / 53°30'–10°25' / 84°30'–18°25'	12-17	7	22-36	0.35	0.21 (at 85mm)		Ring-type USM <sup>2</sup>	72	81.6x87.5	575	0.44–0.15x	–	E-72 II	EW-78E	LP1116	•
EF16-35mm f/2.8L III USM	98°00'–54°00' / 74°10'–38°00' / 108°10'–63°00'	11-16	9	22	0.28	0.25		Ring-type USM <sup>2</sup>	82	88.5 x127.5	790	0.65–0.36x	1.14–0.80x	E-82 II	EW-88D	LP1222	•
EF16-35mm f/4L IS USM	98°–54° / 74°10'–38° / 108°10'–63°	12-16	9	22	0.28	0.23 (at 35mm)		Ring-type USM <sup>2</sup>	77	82.6x112.8	615	0.63–0.36x	1.12–0.80x	E-77II	EW-82	LP1219	•
EF17-40mm f/4L USM	93°–49°20' / 70°30'–34° / 104°–57°30'	9-12	7	22	0.28	0.24 (at 40mm)		Ring-type USM <sup>2</sup>	77	83.5x96.8	475	0.83–0.32x	1.02–0.70x	E-77 II	EW-83E	LP1319	•
EF-S17-55mm f/2.8 IS USM	68°40'–23°20' / 48°–15°40' / 78°30'–27°50'	12-19	7	22	0.35	0.17 (at 55mm)		Ring-type USM <sup>2</sup>	77	83.5x110.6	645	0.45–0.23x	–	E-77 II	EW-83J	LP1219	–
EF-S18-55mm f/3.5-5.6 IS II	64°30'–23°20' / 45°30'–15°40' / 74°20'–27°50'	9-11	6	22-36	0.25	0.34 (at 55mm)		DC Motor	58	68.5x70	200	0.64–0.23x	1.00–0.51x	E-58 II	EW-60C	LP814	–
EF-S18-55mm f/3.5-5.6 IS STM	64°30'–23°20' / 45°30'–15°40' / 74°20'–27°50'	11-13	7	22-36	0.25	0.36 (at 55mm)		Stepping Motor	58	69x75.2	205	0.65–0.23x	1.00–0.51x	E-58 II	EW-63C	LP1016	–
EF-S18-55mm f/4-5.6 IS STM	64°30'–23°20' / 45°30'–15°40' / 74°20'–27°50'	10-12	7	22-32	0.25	0.25 (at 55mm)		Stepping Motor	58	66.5 x 61.8	215	0.82–0.23x	0.91–0.51x	E-58 II	EW-63C	LP1014	–
EF24-70mm f/2.8L II USM	74°–29° / 53°–19°30' / 84°–34°	13-18	9	22	0.38	0.21 (at 70mm)		Ring-type USM <sup>2</sup>	82	88.5x113	805	0.63–0.18x	0.74–0.41x	E-82 II	EW-88C	LP1219	•
EF24-70mm f/4L IS USM	74°–29° / 53°–19°30' / 84°–34°	12-15	9	22	0.38	0.21 (at 70mm)		Ring-type USM <sup>2</sup>	77	83.4x93	600	0.63–0.18x	0.72–0.40x	E-77 II	EW-83L	LP1219	•
EF24-105mm f/3.5-5.6 IS STM	74°–19°20' / 53°–13° / 84°–23°20'	13-17	7	22-36	0.40	0.30 (at 105mm)		Stepping Motor	77	83.4x104	525	0.61–0.12x	0.67–0.27x	E-77 II	EW-83M	LP1219	–
EF24-105mm f/4L IS II USM	74°00'–19°20' / 53°00'–13°00' / 84°00'–23°20'	12-17	10	22	0.45	0.24		Ring-type USM <sup>2</sup>	77	83.5x118	795	0.60–0.12x	0.61–0.27x	E-77 II	EW-83M	LP1219	•

• The Extension Tube EF12 II can be used with all lenses except the EF14mm f/2.8 II USM, MP-E65mm f/2.8 1-5x Macro Photo, TS-E17mm f/4L, EF8-15mm f/4L Fisheye USM, EF16-35mm f/2.8L II USM at wide angles, EF-S10-18mm f/4.5-5.6 IS STM at wide angles, EF-S10-22mm f/3.5-4.5 USM at wide angles, EF-S15-85mm f/3.5-5.6 IS USM at wide angles, EF-S17-55mm f/2.8 IS USM at wide angles, EF-S17-85mm f/4-5.6 IS USM at wide angles, EF-S18-55mm f/4-5.6 IS II at wide angles, EF-S18-55mm f/3.5-5.6 III at wide angles, EF-S18-135mm f/3.5-5.6 IS at wide angles, EF-S18-200mm f/3.5-5.6 IS at wide angles, EF16-35mm f/2.8L III USM at wide angles.

• The Extension Tube EF25 II can be used with all lenses except the EF14mm f/2.8L II USM, EF30mm f/2.8 USM, EF24mm f/1.4L II USM, EF11-24mm f/4L USM, MP-E 65mm f/2.8 1-5x Macro Photo, and TS E17mm f/4L, TS-E 45mm f/2.8, EF8-15mm f/4L Fisheye USM, EF 16-35mm f/2.8L II USM at wide angles, EF17-40mm f/4L USM at wide angles, EF24-70mm f/2.8L USM at wide angles, EF24-105mm f/4L IS USM at wide angles, EF28-300mm f/3.5-5.6L IS USM at wide angles, EF-S10-18mm f/4.5-5.6 IS STM, EF-S10-22mm f/3.5-4.5 USM at wide angles, EF-S15-85mm f/3.5-5.6 IS USM at wide angles, EF-S17-85mm f/4-5.6 IS USM at wide angles, EF-S18-55mm f/3.5-5.6 IS II at wide angles, EF-S18-55mm f/3.5-5.6 III at wide angles, EF-S18-135mm f/3.5-5.6 IS at wide angles, EF16-35mm f/2.8L III USM at wide angles, EF24-205mm f/4L IS II USM at wide angles. (We do not recommend use of Extension Tube EF25 II with TS-E24mm f/3.5L II, EF-S10-22mm f/3.5-4.5 USM at near the tele end, EF-S17-55mm f/2.8 IS USM at near the tele end, since it radically reduces working distance.)

• All minimum apertures are for bodies using 1/2-step display.  
\*1 Image circle Ø58.6mm  
\*2 Equipped with a full-time manual mechanism  
\*3 Can be used only with EOS digital SLR cameras designed to take EF-S lenses  
\*4 Dust- and moisture-resistant have a cam ring which improves dust and drip resistance and which may cause slight scratching around the camera mount, but this in no way affects use of either the camera or the lens.  
\*5 Can be used only with EOS M cameras



EF LENS DATA

Lens	Angle of View (Horizontal / Vertical / Diagonal)	Lens Construction (groups-ele- ments)	No. of Diaphragm Blades	Minimum Aperture	Closest Focusing Distance (m)	Maximum Magnification (X)		Drive System	Filter Size (mm)	Maximum Diameter x Length (mm)	Weight (g)	With Extension Tube EF12 II	With Extension Tube EF25 II	Lens Cap	Lens Hood	Lens Bag	Dust and Moisture Resistance*4
Telephoto Zoom Lenses																	
EF-S18-135mm f/3.5-5.6 IS	64°30'~9°30' / 45°30'~6°20' / 74°20'~11°30'	12-16	7	22-36	0.45	0.21 (at 135mm)		DC Motor	67	75.4x101	455	0.38~0.09x	0.59~0.21x	E-67 II	EW-73B	LP1116	–
EF-S18-135mm f/3.5-5.6 IS STM	64°30'~9°30' / 45°30'~6°20' / 74°20'~11°30'	12-16	6	22-36	0.39	0.28 (at 135mm)		Stepping Motor	67	76.6x96	480	0.43~0.09x	0.61~0.21x	E-67 II	EW-73B	LP1116	–
EF-S18-135mm f/3.5-5.6 IS USM	64°30'~9°30' / 45°30'~6°20' / 74°20'~11°30'	12-16	7	22-36	0.39	0.28 (at 135mm)		Nano USM	67	77.4x96	515	0.43~0.09x	0.61~0.21x	E-67 II	EW-73D	LP1116	–
EF-S18-200mm f/3.5-5.6 IS	64°30'~6°30' / 45°30'~4°20' / 74°20'~7°50'	12-16	6	22-36	0.45	0.24 (at 200mm)		DC Motor	72	78.6x102	595	0.39~0.06x	0.56~0.14x	E-72 II	EW-78D	LP1116	–
EF-S55-250mm f/4-5.6 IS STM	23°20'~5°20' / 15°40'~3°30' / 27°50'~6°15'	12-15	7	22-32	0.85	0.29 (at 250mm)		Stepping Motor	58	70x111.2	375	0.38~0.05x	0.58~0.11x	E-58 II	ET-63	LP1019	–
EF28-300mm f/3.5-5.6L IS USM	65°~6°50' / 46°~4°35' / 75°~8°15'	16-23	8	22-40	0.70	0.30 (at 300mm)		Ring-type USM <sup>*2</sup>	77	92x184	1670	0.50~0.04x	0.50~0.09x	E-77 II	EW-83G	LZ1324	–
EF70-200mm f/2.8L USM	29°~10° / 19°30'~7° / 34°~12°	15-18	8	32	1.50	0.16 (at 200mm)		Ring-type USM <sup>*2</sup>	77	84.6x193.6	1,310	0.22~0.06x	0.41~0.14x	E-77 II	ET-83 II	LZ1324	–
EF70-200mm f/2.8L IS II USM	29°~10° / 19°30'~7° / 34°~12°	19-23	8	32	1.20	0.21 (at 200mm)		Ring-type USM <sup>*2</sup>	77	88.8x199	1,490	0.28~0.06x	0.42~0.14x	E-77 II	ET-87	LZ1326	•
EF70-200mm f/2.8L IS III USM	29°~10° / 19°30'~7° / 34°~12°	19-23	8	32	1.20	0.21 (at 200mm)		Ring-type USM <sup>*2</sup>	77	88.8x199	1,480	0.28~0.06x	0.42~0.14x	E-77 II	ET-87	LZ1326	•
EF70-200mm f/4L USM	29°~10° / 19°30'~7° / 34°~12°	13-16	8	32	1.20	0.21 (at 200mm)		Ring-type USM <sup>*2</sup>	67	76x172	705	0.29~0.06x	0.39~0.13x	E-67 II	ET-74	LP1224	–
EF70-200mm f/4L IS II USM	29°~10° / 19°30'~7° / 34°~12°	15-20	9	32	1.00	0.27 (at 200mm)		Ring-type USM <sup>*2</sup>	72	80X176	780	0.28~0.06x	0.42~0.14x	E-67 II	ET-74	LP1224	•
EF70-300mm f/4-5.6 IS II USM	29°~6°50' / 19°30'~4°35' / 34°~8°15'	12-17	9	32-45	1.20	0.25 (at 200mm)		Nano USM	67	80 x 145.5	710	0.2~0.04x	0.47~0.09x	E-67II	ET-74B	LP1222	–
EF70-300mm f/4-5.6L IS USM	29°~6°50' / 19°30'~4°35' / 34°~8°15'	14-19	8	32-45	1.20	0.21 (at 200mm)		Ring-type USM <sup>*2</sup>	67	89x143	1,050	0.29~0.04x	0.47~0.09x	E-67 II	ET-73B	LP1424	•
EF75-300mm f/4-5.6 III	27°~6°50' / 18°11'~4°35' / 32°11'~8°15'	9-13	7	32-45	1.50	0.25 (at 300mm)		DC Motor	58	71x122	480	0.31~0.04x	0.39~0.09x	E-58 II	ET-60	LP1019	–
EF100-400mm f/4.5-5.6L IS II USM	20°~5°10' / 14°~3°30' / 24°~6°10'	16-21	9	32-40	0.98	0.31 (at 400mm)		Ring-type USM <sup>*2</sup>	77	94x193	1,570	0.38~0.03x	0.46~0.07x	E-77 II	ET-83D	LZ1326	•
EF200-400mm f/4L IS USM Extender 1.4x	10°~5°10' / 7°~3°30' / 12°~6°10' (at 1x) 7°20'~3°40' / 4°55'~2°25' / 8°50'~4°25' (at 1.4x)	20-25 24-33	9	32 45	2.00	0.15 (at 400mm) 0.21 (at 560mm)		Ring-type USM <sup>*2</sup>	52 (WII) drop-in	128x366	3,620	0.20~0.03x 0.36~0.02x	0.26~0.07x 0.52~0.05x	E-145C	ET-120 (WII)	Lens Case 200-400	•
Macro Lenses																	
EF-S35mm f/2.8 Macro IS STM	35°55' / 24°20' / 42°35'	6 - 10	7	32	0.13	1.00		Stepping motor	–	69.2 x 55.8	190	1.41~0.34x	1.91~0.76x	EF-S35	ES-27	LP1014	–
EF-S60mm f/2.8 Macro USM	20°40' / 14°10' / 24°30'	8-12	7	32	0.20	1.00		Ring-type USM <sup>*2</sup>	52	73x69.8	335	1.28~0.20x	1.61~0.44x	E-52 II	ET-67B	LP1016	–
EF100mm f/2.8 Macro USM	20° / 14° / 24°	8-12	8	32	0.31	1.00		Ring-type USM <sup>*2</sup>	58	78.6x118.6	580	1.19~0.12x	1.39~0.26x	E-58 II	ET-67	LP1219	–
EF100mm f/2.8L Macro IS USM	20° / 14° / 24°	12-15	9	32	0.30	1.00		Ring-type USM <sup>*2</sup>	67	77.7x123.3	625	1.17~0.12x	1.37~0.27x	E-67 II	ET-73	LP1219	•
EF180mm f/3.5L Macro USM	11°25' / 7°40' / 13°40'	12-14	8	32	0.48	1.00		Ring-type USM <sup>*2</sup>	72	82.5x186.6	1,090	1.09~0.07x	1.21~0.15x	E-72 II	ET-78 II	LZ1324	–
MP-E65mm f/2.8 1-5x Macro Photo	15°40' / 10°35' / 18°40'	8-10	6	16	0.24	5.00		–	58	81x98	710	–	–	E-58 II	Exclusive	LP1216	–
TS-E17mm f/4L	93° / 70°30' / 104°	12-18	8	22	0.25	0.14		–	–	88.9x106.7	820	–	–	Lens Cap 17	–	LP1219	–
TS-E24mm f/3.5L II	74° / 53° / 84°	11-16	8	22	0.21	0.34		–	82	88.5x106.9	780	0.85~0.51x	–	E-82 II	EW-88B	LP1319	–
TS-E50mm f/2.8L Macro	40°00' / 27°00' / 46°00'	9-12	9	32	0.273	0.5		–	77	86.9 x 114.9	945	0.74~0.23x	1.00~0.48x	E-77 II	ES-84	LP1219	–
TS-E90mm f/2.8L Macro	22°40' / 15°10' / 27°00'	9-11	9	45	0.390	0.5		–	77	86.9 x 116.5	915	0.64~0.15x	0.82~0.32x	E-77 II	ES-84	LP1219	–
TS-E135mm f/4L Macro	15°00' / 10°00' / 18°00'	7-11	9	45	0.486	0.5		–	82	86.9 x 139.1	1,110	0.62~0.09x	0.77~0.20x	E-82 II	ET-88	LP1424	–
Mirrorless Lenses*5																	
EF-M11-22mm f/4-5.6 IS STM	91°50'~54°30' / 68°55'~37°50' / 102°10'~63°30'	9-12	7	22-32	0.15	0.30 (at 22mm)		Stepping Motor	55	60.9x58.2	220	–	–	E-55	EW-60E	LP814	–
EF-M15-45mm f/3.5-6.3 IS STM	74°10' to 28°20' / 53°30' to 19°05' / 84°30' to 33°40'	9-10	7	22-40	0.25	0.25 (at 45mm)		Stepping Motor	49	60.9x44.5	130	–	–	E-49	EW-53	LP811	–
EF-M18-55mm f/3.5-5.6 IS STM	64°30'~23°20' / 45°30'~15°40' / 74°20'~27°50'	11-13	7	22-38	0.25	0.25 (at 55mm)		Stepping Motor	52	60.9x61	210	–	–	E-52 II	EW-54	LP814	–
EF-M18-150mm f/3.5-6.3 IS STM	64°30'~8°40' / 45°30'~5°45' / 74°20'~10°25'	13-17	7	22-40	0.25	0.31 (at 150mm)		Stepping Motor	55	60.9x86.5	300	–	–	E-55	EW-60F	LP816	–
EF-M22mm f/2 STM	54°30' / 37°50' / 63°30'	6-7	7	22	0.15	0.21		Stepping Motor	43	60.9x23.7	105	–	–	E-43 or E-43 II	EW-43	LP811	–
EF-M28mm f/3.5 Macro IS STM	44°10' / 30°10' / 51°55'	10-11	7	22	0.093	1.2		Stepping Motor	–	60.9 x 45.5	130	–	–	EF-M28	ES-22	LP811	–
EF-M55-200mm f/4.5-6.3 IS STM	23°20'~6°30' / 15°40'~4°20' / 27°50'~7°50'	11-17	7	22-32	1.00	0.21		Stepping Motor	52	60.9x86.5	260	–	–	E-52 II	ET-54B	LP816	–
Extender																	
Extender EF1.4x III	–	3-7	–	–	–	–		–	–	72x27.2	225	–	–	Extender Cap EII	–	LP811	•
Extender EF2x III	–	5-9	–	–	–	–		–	–	72x52.7	325	–	–	Extender Cap EII	–	LP811	•

- The Extension Tube EF12 II can be used with all lenses except the EF14mm f/2.8 II USM, MP-E65mm f/2.8 1-5x Macro Photo, TS-E17mm f/4L, EF8-15mm f/4L Fisheye USM, EF16-35mm f/2.8L II USM at wide angles, EF-S10-18mm f/4.5-5.6 IS STM at wide angles, EF-S10-22mm f/3.5-4.5 USM at wide angles, EF-S15-85mm f/3.5-5.6 IS USM at wide angles, EF-S17-55mm f/2.8 IS USM at wide angles, EF-S17-85mm f/4-5.6 IS USM at wide angles, EF-S18-55mm f/3.5-5.6 IS II at wide angles, EF-S18-55mm f/3.5-5.6 III at wide angles, EF-S18-135mm f/3.5-5.6 IS at wide angles, EF-S18-200mm f/3.5-5.6 IS at wide angles, EF-M18-150mm f/3.5-6.3 IS STM, EF-M28mm f/3.5 Macro IS STM.
- The Extension Tube EF25 II can be used with all lenses except the EF14mm f/2.8L II USM, EF30mm f/2.8 USM, EF24mm f/1.4L II USM, MP-E 65mm f/2.8 1-5x Macro Photo, and TS E17mm f/4L, TS-E 45mm f/2.8, EF8-15mm f/4L Fisheye USM, EF 16-35mm f/2.8L II USM at wide angles, EF17-40mm f/4L USM at wide angles, EF24-70mm f/2.8L USM at wide angles, EF24-105mm f/4L IS USM at wide angles, EF28-300mm f/3.5-5.6L IS USM at wide angles, EF-S10-18mm f/4.5-5.6 IS STM, EF-S10-22mm f/3.5-4.5 USM at wide angles, EF-S15-85mm f/3.5-5.6 IS USM at wide angles, EF-S17-85mm f/4-5.6 IS USM at wide angles, EF-S18-55mm f/3.5-5.6 IS II at wide angles, EF-S18-55mm f/3.5-5.6 III at wide angles, EF-S18-135mm f/3.5-5.6 IS at wide angles, EF-S18-55mm f/4-5.6 IS STM at wide angles, EF-M18-150mm f/3.5-6.3 IS STM, EF-M28mm f/3.5 Macro IS STM. (We do not recommend use of Extension Tube EF25 II with TS-E24mm f/3.5L II, EF-S10-22mm f/3.5-4.5 USM at near the tele end, EF-S17-55mm f/2.8 IS USM at near the tele end, since it radically reduces working distance.)

- All minimum apertures are for bodies using 1/2-step display.
- \*1 Image circle Ø58.6mm
- \*2 Equipped with a full-time manual mechanism
- \*3 Can be used only with EOS digital SLR cameras designed to take EF-S lenses
- \*4 Dust- and moisture-resistant have a cam ring which improves dust and drip resistance and which may cause slight scratching around the camera mount, but this in no way affects use of either the camera or the lens.
- \*5 Can be used only with EOS M cameras

With Extender EF1.4x III attached																				
When used with EF Lens	EF135mm f/2L USM	EF180mm f/3.5L Macro USM	EF200mm f/2L IS USM	EF200mm f/2.8L II USM	EF300 mm f/2.8L IS II USM	EF300mm f/4L IS USM	EF400mm f/2.8L IS II USM	EF400mm f/4 DO IS II USM	EF400mm f/5.6L USM		EF500mm f/4L IS II USM	EF600mm f/4L IS II USM	EF800mm f/5.6L IS USM	EF70-200mm f/2.8L IS II USM	EF70-200mm f/2.8L USM	EF70-200mm f/4L IS USM	EF70-200mm f/4L USM	EF100-400mm f/4.5-5.6L IS II USM	EF200-400mm f/4L IS USM Extender 1.4x (1x)	EF200-400mm f/4L IS USM Extender 1.4x (1.4x)
Focal Length (mm)	189	252	280	280	420	420	560	560	560		700	840	1,120	98~280	98~280	98~280	98~280	140~560	280~560	392~784
Maximum aperture (f/)	2.8~45	4.5~45(5~45) <sup>*1</sup>	2.8~45	4~45	4~45	5.6~45	4~45	5.6~45	8~45		5.6~45	5.6~45	8~45	4~45	4~45	5.6~45	5.6~45	6.3~45(8~57) <sup>*1</sup>	5.6~45	8~64
Maximum magnification (x)	0.27	1.40	0.18	0.22	0.25	0.33	0.25	0.18	0.18		0.21	0.21	0.20	0.30	0.22	0.31	0.31	0.44	0.22	0.30
AF	●	● <sup>*2</sup>	●	●	●	●	●	●	● <sup>*3</sup>		●	●	● <sup>*3</sup>	●	● <sup>*4</sup>	●	●	● <sup>*7</sup>	●	● <sup>*35</sup>
IS	—	—	●	—	●	●	●	●	—		●	●	●	●	—	●	—	●	●	●
With Extender EF2x III attached																				
When used with EF Lens	EF135mm f/2L USM	EF180mm f/3.5L Macro USM	EF200mm f/2L IS USM	EF200mm f/2.8L II USM	EF300mm f/2.8L IS II USM	EF300mm f/4L IS USM	EF400mm f/2.8L IS II USM	EF400mm f/4 DO IS II USM	EF400mm f/5.6L USM		EF500mm f/4L IS II USM	EF600mm f/4L IS II USM	EF800mm f/5.6L IS USM	EF70-200mm f/2.8L IS II USM	EF70-200mm f/2.8L USM	EF70-200mm f/4L IS USM	EF70-200mm f/4L USM	EF100-400mm f/4.5-5.6L IS II USM	EF200-400mm f/4L IS USM Extender 1.4x (1x)	EF200-400mm f/4L IS USM Extender 1.4x (1.4x)
Focal Length (mm)	270	360	400	400	600	600	800	800	800		1,000	1,200	1,600	140~400	140~400	140~400	140~400	200-800	400~800	560~1120
Maximum aperture (f/)	4~64	6.7~64(7.1~64) <sup>*1</sup>	4~64	5.6~64	5.6~64	8~64	5.6~64	8~64	11~64		8~64	8~64	11~64	5.6~64	5.6~64	8~64	8~64	9~64 (11~81) <sup>*1</sup>	8~64	11~91
Maximum magnification (x)	0.38	2.00	0.24	0.32	0.36	0.47	0.35	0.26	0.25		0.31	0.30	0.28	0.44	0.33	0.45	0.45	0.64	0.31	0.44
AF	●	—	●	●	●	● <sup>*3</sup>	●	● <sup>*6</sup>	—		● <sup>*3</sup>	● <sup>*3</sup>	—	●	● <sup>*4</sup>	● <sup>*3</sup>	● <sup>*3</sup>	—	● <sup>*35</sup>	—
IS	—	—	●	—	●	●	●	●	—		●	●	●	●	—	●	—	●	●	●





Delighting You Always

SOUTH & SOUTHEAST ASIA REGIONAL HEADQUARTERS

CANON SINGAPORE PTE LTD

1 Fusionopolis Place  
#15-10 Galaxis  
Singapore 138522

<https://asia.canon>



CANON IMAGING ASIA



CANON ASIA



@CANONASIA



SNAPSHOT.CANON-ASIA.COM

DEALER'S STAMP

0213W456

Errors and omissions excepted. Images are simulated. Weight and dimensions are approximate. Subject to change without prior notice.

Macintosh is a trademark of Apple Computer Inc., registered in the United States and other countries. Microsoft® and Windows® are either registered trademarks or trademarks of Microsoft Corporation in the United States and/or other countries. Wi-Fi is a trademark. Other names and products not mentioned above may be registered trademarks or trademarks of their respective companies. Canon is a registered trademark of Canon Inc.

Warning: Unauthorised recording of copyrighted materials may infringe on the rights of copyright owners and be contrary to copyright laws.

July 2018, 4<sup>th</sup> Edition